

LAMPIRAN

Lampiran 1 Surat Keputusan Pembimbing Tugas Akhir



KEMENTERIAN PENDIDIKAN, KEBUDAYAAN,
RISET, DAN TEKNOLOGI
UNIVERSITAS SILIWANGI
FAKULTAS TEKNIK
Jalan Siliwangi No.24 Kota Tasikmalaya Kode Pos 46115
Telepon (0265) 330634, 333092 Faksimil (0265) 325812
Laman : www.unsil.ac.id Posel : info@unsil.ac.id

KEPUTUSAN DEKAN FAKULTAS TEKNIK UNIVERSITAS SILIWANGI
NOMOR : 2651/UN58.04/AK/2024
TENTANG
PEMBIMBING SKRIPSI/TUGAS AKHIR
MAHASISWA JURUSAN TEKNIK SIPIL
FAKULTAS TEKNIK UNIVERSITAS SILIWANGI
DEKAN FAKULTAS TEKNIK UNIVERSITAS SILIWANGI

- Menimbang : a. Bahwa untuk kelancaran dalam penyusunan dan penulisan Skripsi/Tugas Akhir bagi mahasiswa Jurusan teknik sipil Fakultas teknik perlu penunjukan Dosen Pembimbing.
b. bahwa untuk kepentingan tersebut di atas, perlu mempertimbangkan Keputusan Dekan Fakultas Teknik Universitas Siliwangi;
- Mengingat : 1. Undang-Undang Republik Indonesia :
a. Nomor 20 tahun 2003 tentang Sistem Pendidikan Nasional;
b. Nomor 14 tahun 2005 tentang Guru dan Dosen;
c. Nomor 12 tahun 2012 tentang Pendidikan Tinggi;
2. Peraturan Pemerintah Republik Indonesia :
a. Nomor 19 tahun 2005 tentang Standar Nasional
b. Nomor 13 Tahun 2014 tentang Penyelenggaraan Pendidikan Tinggi dan Pengelolaan Perguruan Tinggi;
3. Peraturan Presiden Republik Indonesia Nomor 24 Tahun 2014 tentang Pendirian Universitas Siliwangi;
4. Keputusan Rektor Universitas Siliwangi Nomor 4928/UN58/KP/2018 tentang Pergantian Dekan Fakultas Teknik Universitas Siliwangi Periode Tahun 2018 - 2022.
5. Keputusan Rektor Universitas Siliwangi Nomor 5288/UN58/KP/2018 tentang Pengangkatan Dosen dengan tugas tambahan di lingkungan Universitas Siliwangi Periode Tahun 2018 - 2022.
6. Keputusan Rektor Universitas Siliwangi Nomor 938.SK/US-BU/SP.2.VIII/2012 tentang Penetapan Besarnya Biaya Kerja Praktek, Seminar dan Skripsi/Tugas Akhir bagi Mahasiswa Fakultas Teknik Universitas Siliwangi

MEMUTUSKAN

- Menetapkan : Pembimbing Skripsi/Tugas Akhir Mahasiswa Jurusan Teknik Sipil Fakultas Teknik Universitas Siliwangi
- KESATU : Menunjuk kepada yang namanya tersebut dibawah ini :
1. Nama : Ir. Pengki Irawan S.TP., M.Si. (Reviewer)
NIDN : 0016118601
2. Nama : Dr. Ir. Asep Kurnia Hidayat M.T.
NIDN : 0026085901
Sebagai pembimbing dalam penyusunan Skripsi/Tugas Akhir, untuk mahasiswa tersebut dibawah ini :
N a m a : ADZNI NABILLAH SUPRIYATIN
N P M : 207011011
- KEDUA : Pelaksanaan bimbingan penyusunan Skripsi/Tugas Akhir dilaksanakan sesuai jadwal yang telah di tentukan.
KETIGA : Dalam melaksanakan tugasnya Pembimbing bertanggung jawab kepada Dekan.
KEEMPAT : Keputusan ini berlaku untuk jangka waktu 6 bulan, sejak tanggal 30 April 2023 s.d 30 Agustus 2024 dan dapat diperpanjang paling lama untuk jangka waktu 4 bulan.
KELIMA : Apabila terdapat kekeliruan dalam Keputusan ini akan diadakan perbaikan sebagaimana mestinya.

Ditetapkan di Tasikmalaya
Pada tanggal : 12 Juni 2024

D e k a n,

Prof. Dr. Eng. Ir. Arifin, IPTU
NIP 196708161996031001

Tembusan :

1. Ketua Jurusan teknik sipil Fakultas Teknik Universitas Siliwangi
2. Bendahara Pengeluaran Pembantu Fakultas Teknik Universitas Siliwangi

Lampiran 2 Lembar Bimbingan Tugas Akhir



KEMENTERIAN PENDIDIKAN, KEBUDAYAAN,
RISET, DAN TEKNOLOGI
UNIVERSITAS SILIWANGI
FAKULTAS TEKNIK
Jalan Siliwangi No.24 Kota Tasikmalaya Kode Pos 46115
Telepon (0265) 330634, 333092 Faksimil (0265) 325812
Laman : www.unsil.ac.id Posel : info@unsil.ac.id

PROGRAM STUDI TEKNIK SIPIL
LEMBAR KONSULTASI TUGAS AKHIR/SKRIPSI

Tgl Mulai TA : 30-10-2023
Tgl Batas Akhir TA : 30-04-2024

Nama : ADZNI NABILLAH SUPRIYATIN
NPM : 207011011
Judul Tugas Akhir : ANALISIS PERENCANAAN TANGGA IKAN (FISHWAY) DI BENDUNGAN LEUWIKERIS
Dosen Pembimbing : Ir. Pengki Irawan S.TP., M.Si.
NIP/NIDN : 198611162015041001 / 0016118601

A. Konsultasi TA

No	Tanggal	Hasil Pemeriksaan	Perbaikan yang perlu dilakukan	Paraf Pembimbing
1.	05/10/2023	- Perbaiki Flowchart		<i>[Signature]</i>
2.	13/10/2023	- Pahami mengenai Jenis-jenis fishway - Aliran hidraulika - Penampang fishway		<i>[Signature]</i>
3.	08/11/2023	- Lanjut input HEC-RAS		<i>[Signature]</i>
4.	17/11/2023	- Pembuatan Model fishway 3D di Sketch-Up		<i>[Signature]</i>
5.	05/12/2023	- Masukkan hasil ke laporan		<i>[Signature]</i>
6.	22/12/2023	- Lanjut Bimbingan ke Pembimbing II	Acc seminar Acc sidang	<i>[Signature]</i>

B. Siap Sidang TA :
C. Tanggal Sidang TA :

Tasikmalaya,
Dosen Pembimbing,
[Signature]
Ir. Pengki Irawan S.TP., M.Si.
198611162015041001

Keterangan : Lembar Konsultasi Tugas Akhir/Skripsi ini dilampirkan dalam laporan akhir Tugas Akhir



KEMENTERIAN PENDIDIKAN, KEBUDAYAAN,
RISET, DAN TEKNOLOGI
UNIVERSITAS SILIWANGI
FAKULTAS TEKNIK
Jalan Siliwangi No.24 Kota Tasikmalaya Kode Pos 46115
Telepon (0265) 330634, 333092 Faksimil (0265) 325812
Laman : www.unsil.ac.id Posel : info@unsil.ac.id

PROGRAM STUDI TEKNIK SIPIL
LEMBAR KONSULTASI TUGAS AKHIR/SKRIPSI

Tgl Mulai TA : 30-10-2023
Tgl Batas Akhir TA : 30-04-2024

Nama : ADZNI NABILLAH SUPRIYATIN
NPM : 207011011
Judul Tugas Akhir : ANALISIS PERENCANAAN TANGGA IKAN (FISHWAY) DI BENDUNGAN LEUWIKERIS
Dosen Pembimbing : H. Asep Kurnia Hidayat Ir., M.T.
NIK/NIDN : 195908261990021001

A. Konsultasi TA

No	Tanggal	Hasil Pemeriksaan	Perbaikan yang perlu dilakukan	Paraf Pembimbing
1.	22/12/2023		- Perbaiki sesuai saran 1. Taksonomi Bloom 2. Lengkapi bagian landasan Teori	
2.	28/12/2023		- Penambahan flowchart - perbaikan abstrak - alinea paragraf jangan 1 kalimat - Tujuan - Teori - Metode - Hasil - Kesimpulan → Inline	
3.	08/01/2024	<u>Tujuan</u> → teori → metode → hasil → kesimpulan →	perbaikan → "inline"	
4.	9/1. 24.	buat desain foundation		

B. Siap Sidang TA :
C. Tanggal Sidang TA :

Tasikmalaya, 25 Juni 2024
Dosen Pembimbing,

H. Asep Kurnia Hidayat Ir., M.T.

Keterangan : Lembar Konsultasi Tugas Akhir/Skripsi ini dilampirkan dalam laporan akhir Tugas Akhir



KEMENTERIAN PENDIDIKAN, KEBUDAYAAN,
RISET, DAN TEKNOLOGI
UNIVERSITAS SILIWANGI
FAKULTAS TEKNIK
Jalan Siliwangi No.24 Kota Tasikmalaya Kode Pos 46115
Telepon (0265) 330634, 333092 Faksimil (0265) 325812
Laman : www.unsil.ac.id Posel : info@unsil.ac.id

PROGRAM STUDI TEKNIK SIPIL

LEMBAR KONSULTASI TUGAS AKHIR/SKRIPSI

Tgl Mulai TA : 30-10-2023
Tgl Batas Akhir TA : 30-04-2024

Nama : ADZNI NABILLAH SUPRIYATIN
NPM : 207011011
Judul Tugas Akhir : ANALISIS PERENCANAAN TANGGA IKAN (FISHWAY) DI BENDUNGAN LEUWIKERIS
Dosen Pembimbing : H. Asep Kurnia Hidayat Ir., M.T.
NIK/NIDN : 195908261990021001

A. Konsultasi TA

No	Tanggal	Hasil Pemeriksaan	Perbaikan yang perlu dilakukan	Paraf Pembimbing
1.	22/12/2023		- Perbaiki sesuai saran 1. Taksonomi Bloom 2. Lengkapi bagian landasan Teori	
2.	28/12/2023		- Penambahan flowchart - perbaikan abstrak - alinea paragraf jangan 1 kalimat - Tujuan - Teori - Metode - Hasil - Kesimpulan → Inline	
3.	08/01/2024	<u>Tujuan</u> → teori → metode → hasil → kesimpulan →	perbaikan → "inline"	
4.	9/1. 24.	buat desain fishway		

B. Siap Sidang TA :
C. Tanggal Sidang TA :

Tasikmalaya, 25 Juni 2024
Dosen Pembimbing,

H. Asep Kurnia Hidayat Ir., M.T.

Keterangan : Lembar Konsultasi Tugas Akhir/Skripsi ini dilampirkan dalam laporan akhir Tugas Akhir

Lampiran 3 Lembar Revisi Tugas Akhir



KEMENTERIAN PENDIDIKAN, KEBUDAYAAN, RISET, DAN TEKNOLOGI
UNIVERSITAS SILIWANGI
FAKULTAS TEKNIK

Jalan Siliwangi Nomor 24 Kota Tasikmalaya Kode Pos 46115
Telepon (0265) 330634, 333092 Faksimil (0265) 325812
Laman: www.ft.unsil.ac.id Posel: ft@unsil.ac.id

REVISI SIDANG SKRIPSI/TUGAS AKHIR

Nama : ADZNI NABILLAH SUPRIYATIN
NPM : 207011011

JUDUL SKRIPSI/TUGAS AKHIR :
ANALISIS PERENCANAAN TANGGA IKAN (FISHWAY) DI BENDUNGAN LEUWIKERIS

REVISI JUDUL : YA / TIDAK

No	PENGUJI	KETERANGAN REVISI	TANDA TANGAN
1.	Novia Komala Sari. S.Pd., M.T.	Let drs TA.	
2.	Ir. Hendra, S.T., M.Sc.	- cek isi Draft TA Anda	

Tasikmalaya, 02 Juni 2024
Ketua Sidang,

Novia Komala Sari. S.Pd., M.T.
NIDN. 0016118805

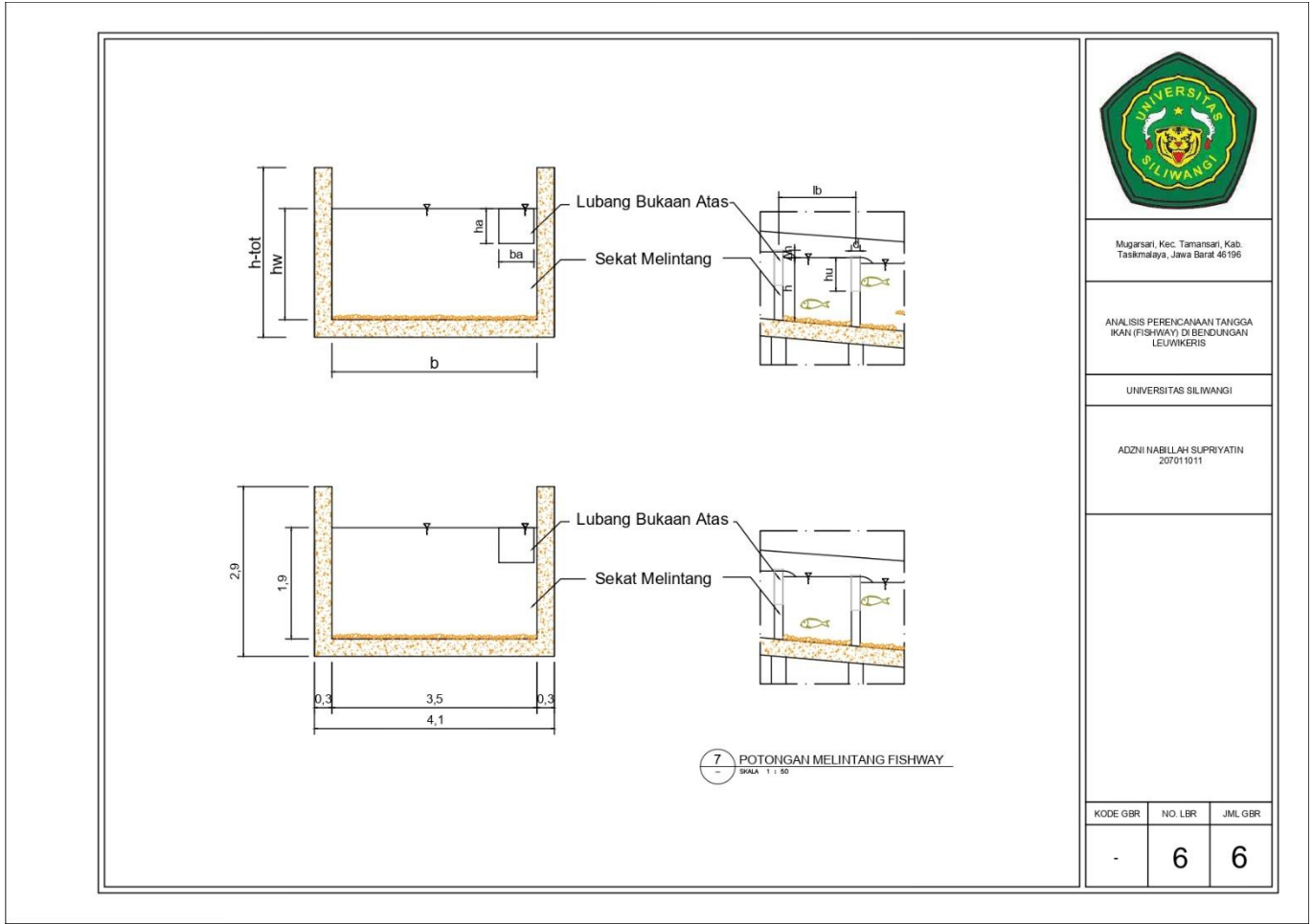
Lampiran 4 Data Debit bangkitan Bendungan Leuwikeris

Tahun	Jan	Feb	Mar	Apr	Mei	Jun	Jul	Agu	Sep	Okt	Nov	Des
2007	9.419	19.907	15.250	17.384	9.592	18.239	17.095	26.720	24.171	22.712	42.591	17.524
2008	29.849	20.075	24.438	23.467	19.493	12.703	10.402	10.554	10.594	14.975	32.023	34.753
2009	10.442	11.521	10.605	10.183	8.007	4.517	4.255	4.092	5.322	7.767	8.433	7.172
2010	94.883	107.835	113.105	149.322	121.340	102.883	115.695	168.366	147.735	217.194	210.290	207.456
2011	46.268	47.783	46.387	48.609	48.754	36.550	36.835	30.600	26.772	32.852	38.324	38.758
2012	37.493	30.588	51.743	57.648	70.301	41.023	39.551	48.035	27.981	46.390	59.100	89.324
2013	63.353	40.679	32.394	33.012	47.901	47.511	42.809	36.387	38.991	36.749	54.727	53.858
2014	46.878	65.597	49.628	36.775	30.056	40.319	47.646	57.104	32.759	18.870	16.809	43.043
2015	42.792	60.304	67.595	62.430	25.138	31.152	48.146	63.971	54.520	43.898	29.599	11.322
2016	16.768	49.994	61.970	68.856	83.492	59.095	32.455	67.482	56.754	108.820	102.702	93.177
2017	73.778	65.151	51.042	77.037	57.124	69.721	64.592	41.584	55.878	79.801	111.732	97.714
2018	53.551	80.605	45.049	60.102	41.301	38.322	68.044	24.584	37.280	43.593	32.976	35.305
2019	34.185	64.002	83.487	54.002	49.920	43.962	40.702	94.026	24.167	50.662	52.172	27.583
2020	43.249	35.902	65.127	104.542	44.661	48.224	48.513	48.616	83.010	30.984	59.599	37.904
2021	50.993	45.908	35.673	79.563	86.445	37.581	54.010	67.612	44.578	118.922	40.430	32.672
2022	43.630	60.400	46.683	40.669	70.817	72.122	43.623	51.284	59.935	61.366	120.601	59.536

Tahun	Jan	Feb	Mar	Apr	Mei	Jun	Jul	Agu	Sep	Okt	Nov	Des
2023	45.688	56.273	61.787	56.189	41.537	57.428	79.683	61.850	45.673	84.512	67.972	116.439
2024	61.850	49.379	64.883	76.759	47.978	34.751	62.503	112.267	54.897	70.087	89.508	62.187
2025	42.985	67.359	51.343	80.938	64.008	40.311	36.437	89.234	98.763	81.071	75.484	84.421
2026	39.089	44.545	67.001	60.253	57.001	61.884	43.059	53.677	78.740	131.161	85.063	66.660
2027	29.047	49.075	49.199	82.078	53.032	48.776	67.405	61.677	47.261	113.157	132.672	76.775
2028	56.074	42.603	50.319	56.695	65.212	43.993	50.497	74.148	54.251	65.510	115.030	113.355
2029	67.602	70.786	40.713	57.398	47.999	56.877	48.073	69.344	64.549	73.628	71.255	125.701
2030	68.994	77.834	75.979	40.830	44.799	51.653	62.148	63.901	61.496	100.653	86.344	68.543
2031	40.220	97.325	74.107	100.100	34.703	38.513	57.420	87.365	56.474	88.195	104.033	78.201
2032	45.051	44.051	102.678	83.808	82.299	29.540	41.420	73.777	78.673	78.165	88.748	92.938
2033	51.011	45.564	41.169	137.123	80.826	68.690	33.770	55.410	65.355	111.328	88.399	86.238
2034	32.885	53.033	46.308	54.675	114.897	67.017	76.155	43.378	48.465	88.987	118.007	63.678
2035	45.790	34.695	54.257	59.530	49.320	104.403	75.417	105.900	40.208	70.746	86.396	127.375
2036	56.803	48.489	32.832	66.863	48.800	50.977	116.205	104.579	93.418	54.327	77.986	91.530
2037	50.056	54.289	43.719	35.035	54.901	50.529	55.298	152.705	92.538	134.137	61.858	83.547
2038	47.232	57.627	57.013	48.469	38.483	53.480	53.332	82.695	132.983	137.061	134.017	59.601
2039	36.826	42.323	56.051	69.378	40.523	35.580	59.763	66.577	73.812	184.094	145.100	122.940

Tahun	Jan	Feb	Mar	Apr	Mei	Jun	Jul	Agu	Sep	Okt	Nov	Des
2040	52.488	46.598	50.227	69.120	55.960	37.408	37.622	77.660	59.317	112.314	179.773	136.487
2041	70.301	53.410	49.640	62.390	60.282	46.278	39.500	41.716	68.236	91.591	113.851	165.521
2042	77.704	65.085	54.785	56.321	54.625	50.231	48.518	48.637	36.886	102.932	104.876	128.838
2043	63.827	86.584	66.974	69.504	44.037	36.336	54.570	63.643	42.582	50.626	109.568	114.556
2044	57.261	66.131	87.290	79.107	56.970	41.389	36.932	68.924	58.057	58.472	60.909	110.425
2045	46.273	54.723	70.715	119.278	65.359	47.243	45.476	57.404	61.083	81.709	66.553	46.200


Lampiran 4. Potongan Melintang *Fishway*



Lampiran 4.3D *Sketchup*







Lampiran 5. Galian dan Timbunan Saluran *Fishway*

Total Volume Tabel						
<i>Station</i>	<i>Fill Area</i>	<i>Out Area</i>	<i>Fill Volume</i>	<i>Cut Volume</i>	<i>Cumulative Fill Vol</i>	<i>Cumulative Cut Vol</i>
0+025.00	48.95	107.47	0.00	0.00	0.00	0.00
0+050.00	61.96	120.19	1381.84	2845.81	1381.84	2845.81
0+075.00	99.54	102.17	2018.65	2779.51	3400.49	5625.32
0+100.00	177.65	125.09	3464.79	2840.73	6865.28	8466.05
0+125.00	9.56	287.52	2758.56	4358.61	9623.84	12824.66
0+150.00	34.78	241.18	554.28	6608.76	10178.12	188.86
0+175.00	92.57	188.86	1591.90	5375.53	11770.02	24808.95
0+200.00	159.11	104.74	3146.02	3669.93	14916.04	28478.88
0+225.00	0.00	306.78	1988.86	5143.92	16904.90	33622.80
0+250.00	0.00	413.59	0.00	9004.57	16904.90	42627.36
0+275.00	20.90	272.90	261.26	8581.03	17166.16	51208.39
0+300.00	88.70	103.13	1370.01	4700.33	18536.16	55908.72
0+325.00	1.08	60.94	1172.12	1968.34	19708.28	5787.96
0+350.00	0.00	86.73	13.56	1845.85	19721.84	59722.91
0+375.00	0.87	77.04	10.92	2047.19	19732.76	61770.10

<i>Station</i>	<i>Fill Area</i>	<i>Out Area</i>	<i>Fill Volume</i>	<i>Cut Volume</i>	<i>Cumulative Fill Vol</i>	<i>Cumulative Cut Vol</i>
0+400.00	7.12	55.60	99.87	1658.00	19832.63	63428.10
0+425.00	10.29	25.37	204.53	1622.78	20037.16	65050.88
0+450.00	4.30	64.62	182.26	1124.85	20219.42	66175.73
0+475.00	0.30	78.82	57.43	1792.97	200276.86	67968.70
0+500.00	0.00	92.09	3.74	2136.36	20280.60	70105.06
0+525.00	7.35	29.03	95.55	1483.68	20376.15	71588.74
0+550.00	12.71	95.50	250.81	1556.62	20626.96	73145.36
0+575.00	0.48	153.95	164.91	3118.19	20791.87	76263.55
0+600.00	103.64	113.40	1301.50	3341.91	22093.37	79605.46
0+625.00	259.85	57.01	4341.82	2247.37	26435.19	81852.83
0+650.00	232.73	87.30	6157.27	1803.80	32592.45	83656.62
0+675.00	191.77	117.77	5306.28	2563.31	37898.73	86219.93
0+700.00	148.77	107.98	4256.77	2821.91	42155.50	89041.84
0+725.00	349.21	20.87	6224.71	1610.62	48380.21	90652.46
0+750.00	320.72	21.69	8184.00	506.40	56564.21	91158.86
0+775.00	470.78	11.72	9893.75	417.68	66457.96	91576.55
0+800.00	204.41	121.72	8439.96	1668.07	74897.92	93244.61

<i>Station</i>	<i>Fill Area</i>	<i>Out Area</i>	<i>Fill Volume</i>	<i>Cut Volume</i>	<i>Cumulative Fill Vol</i>	<i>Cumulative Cut Vol</i>
0+825.00	234.81	61.81	5490.23	2294.21	80388.16	95538.82
0+850.00	162.60	10.74	4348.70	1067.98	84736.86	96606.80
0+875.00	238.95	7.28	5019.34	225.24	89756.20	96832.05
0+900.00	119.62	9.30	4482.19	207.26	94238.39	97039.31
0+925.00	12.90	51.79	1656.49	763.60	95894.88	97802.90
0+950.00	0.00	51.79	177.01	2379.08	96071.89	100181.98
0+975.00	0.00	164.74	0.00	3767.42	96071.89	103949.40
1+000.00	0.00	118.94	0.00	3546.00	96071.89	107495.40
1+025.00	0.64	79.04	8.03	2474.83	96079.92	109970.22
1+050.00	3.45	20.97	47.28	1403.31	96127.21	111373.53
1+075.00	13.70	10.19	214.40	389.47	96341.61	111763.00
1+100.00	20.13	38.01	422.86	602.46	96764.46	112365.46
1+125.00	23.31	33.55	542.97	894.56	97307.44	113260.02
1+150.00	23.38	38.54	768.94	687.43	98076.37	113947.45
1+175.00	26.06	31.78	643.02	879.01	98719.40	114826.46
1+200.00	21.67	13.69	621.67	568.34	99341.06	115394.80
1+225.00	5.97	18.92	345.51	407.66	99686.57	115802.46

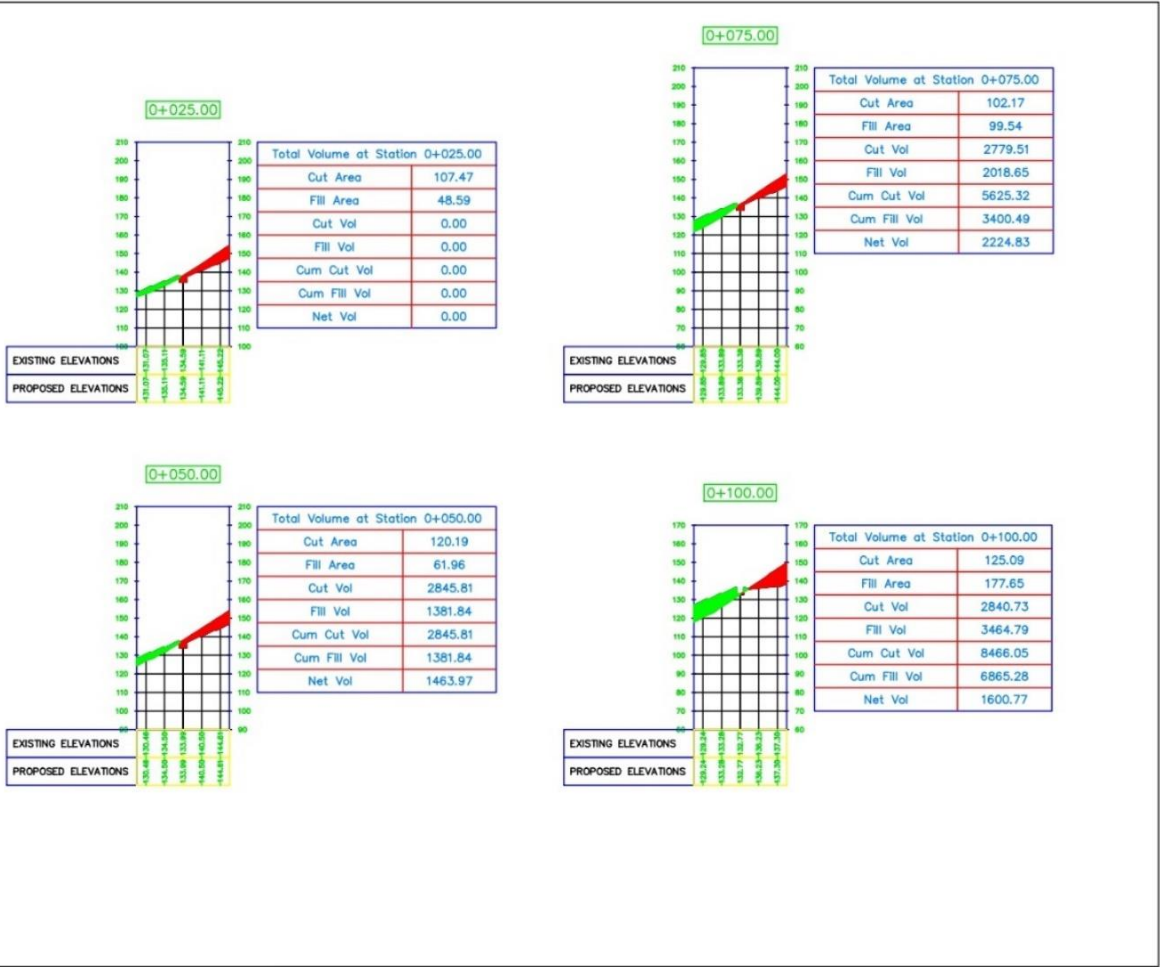
<i>Station</i>	<i>Fill Area</i>	<i>Out Area</i>	<i>Fill Volume</i>	<i>Cut Volume</i>	<i>Cumulative Fill Vol</i>	<i>Cumulative Cut Vol</i>
1+250.00	0.00	107.28	96.25	1556.40	99782.83	117358.86
1+275.00	0.00	142.79	0.00	3125.89	99782.83	120484.75
1+300.00	0.00	184.21	0.03	4087.51	99782.86	124572.25
1+325.00	0.00	155.32	0.03	4244.13	99782.89	128816.39
1+350.00	38.35	13.32	545.91	1971.76	100328.80	130788.15
1+375.00	210.76	0.13	3113.88	168.06	103442.68	130956.20
1+400.00	126.96	54.95	4221.52	688.47	107664.20	131644.67
1+425.00	354.94	2.17	6023.72	714.02	1136887.92	132358.69
1+450.00	444.82	0.00	14309.03	20.47	127996.95	132379.16
1+475.00	377.95	0.00	10284.23	0.02	138281.58	132379.18
1+500.00	96.83	39.36	5934.83	491.98	144216.41	132871.16
1+525.00	127.54	2.39	2804.68	521.89	147021.09	133393.05
1+550.00	10.69	85.23	1892.65	980.00	148913.74	134373.06
1+575.00	0.00	130.12	133.63	2691.85	149047.37	137064.90
1+600.00	0.00	120.52	0.00	3133.04	149047.37	140197.94
1+625.00	0.00	103.69	0.00	2802.66	149047.37	143000.60
1+650.00	1.24	45.72	16.11	1667.35	149063.48	144867.95

<i>Station</i>	<i>Fill Area</i>	<i>Out Area</i>	<i>Fill Volume</i>	<i>Cut Volume</i>	<i>Cumulative Fill Vol</i>	<i>Cumulative Cut Vol</i>
1+675.00	9.51	22.11	134.39	847.83	149197.87	145715.78
1+700.00	9.34	29.91	235.65	650.22	149433.52	146366.00
1+725.00	7.91	26.58	215.66	731.12	149649.18	147097.12
1+750.00	18.72	20.12	349.54	609.57	149998.72	147706.69
1+775.00	7.08	20.19	322.54	503.87	150321.26	148210.56
1+800.00	0.11	49.81	89.81	874.99	150411.07	149085.55
1+825.00	0.04	58.11	1.87	1349.01	150412.94	150434.56
1+850.00	0.00	66.75	0.42	1774.13	150413.36	152208.69
1+875.00	0.00	90.77	0.05	1993.97	150413.41	154202.67
1+900.00	4.81	23.58	60.09	1429.37	150437.50	155632.04
1+925.00	16.55	7.41	266.97	387.39	150740.47	156019.43
1+950.00	0.44	32.79	225.22	452.26	150965.69	156471.70
1+975.00	0.03	18.00	5.75	634.83	150971.44	157106.53
2+000.00	17.44	16.42	218.34	430.26	151189.78	157536.79
2+025.00	23.66	9.02	513.82	318.04	151703.60	157854.83
2+050.00	15.35	36.47	154.48	1125.82	151858.08	158980.65
2+075.00	25.59	8.86	511.80	566.71	152369.88	159547.36


<i>Station</i>	<i>Fill Area</i>	<i>Out Area</i>	<i>Fill Volume</i>	<i>Cut Volume</i>	<i>Cumulative Fill Vol</i>	<i>Cumulative Cut Vol</i>
2+100.00	7.03	27.59	407.72	455.62	152777.59	160002.97
2+125.00	0.00	37.32	87.90	811.29	152865.50	160814.27
2+150.00	1.36	54.41	18.05	1002.23	152883.55	161816.50
2+175.00	17.50	21.77	235.71	952.27	153119.26	162768.77
2+200.00	5.25	65.15	284.41	1086.55	153403.67	163855.32
2+225.00	6.94	76.20	152.38	1766.87	153556.04	165622.19
2+250.00	15.65	64.63	282.29	1760.33	153838.33	167382.51
2+275.00	27.98	43.72	813.89	1622.24	154652.22	169004.75
2+300.00	20.07	59.51	600.61	1290.44	155252.82	170295.19
2+325.00	26.00	56.70	600.86	1452.71	155853.68	171747.90
2+350.00	37.22	34.82	815.32	1144.09	156669.00	172891.99
2+375.00	25.75	36.99	787.22	897.65	157456.22	173789.63
2+400.00	32.58	33.49	612.67	944.88	158068.89	174734.51
2+425.00	47.61	27.21	1002.34	758.70	159071.23	175493.21
2+450.00	38.14	6.00	1071.78	415.06	160143.01	175908.26
2+475.00	12.20	29.57	629.20	444.54	160772.21	176352.60
2+500.00	17.70	31.23	322.86	841.43	161095.06	177194.23

<i>Station</i>	<i>Fill Area</i>	<i>Out Area</i>	<i>Fill Volume</i>	<i>Cut Volume</i>	<i>Cumulative Fill Vol</i>	<i>Cumulative Cut Vol</i>
2+525.00	30.66	58.59	604.48	1122.77	161699.54	178317.00
2+550.00	33.31	96.13	799.63	1933.97	162499.18	180250.97
2+575.00	40.61	132.09	924.03	2852.68	163423.20	183103.65
2+600.00	55.97	100.32	989.09	3720.45	164412.29	186824.10
2+625.00	70.10	56.42	1575.81	1959.25	165988.11	188783.35
2+650.00	63.43	45.93	1669.11	1279.44	167657.21	190062.79
2+675.00	44.11	57.30	1344.28	1290.40	169001.49	191353.19
2+700.00	46.97	53.66	923.40	1799.42	169924.89	193152.52
2+725.00	59.72	31.88	1333.57	1069.25	171258.46	194221.87
2+750.00	50.51	42.04	1377.89	924.02	172636.34	195145.89
2+775.00	34.94	43.36	1068.21	1067.51	173704.56	196213.40
2+800.00	1.54	88.14	504.55	1427.56	174209.10	197640.96
2+825.00	0.00	116.36	19.31	2556.18	174228.41	200197.14
2+850.00	0.00	85.70	0.00	2525.78	174228.41	202722.90
2+875.00	6.07	23.89	75.92	1369.87	174304.33	204092.77
2+900.00	12.69	15.36	258.52	446.56	174562.85	204439.34
2+925.00	6.08	26.93	234.68	528.52	174797.53	205067.86

<i>Station</i>	<i>Fill Area</i>	<i>Out Area</i>	<i>Fill Volume</i>	<i>Cut Volume</i>	<i>Cumulative Fill Vol</i>	<i>Cumulative Cut Vol</i>
2+950.00	1.61	26.62	96.08	669.48	174893.61	205737.34
2+975.00	0.28	20.29	27.98	374.21	174921.59	206111.55
3+000.00	0.00	104.18	3.54	1555.87	174925.12	207667.42
3+025.00	0.00	73.85	0.00	2222.80	174925.12	209890.22
3+050.00	13.79	16.46	172.39	1126.38	175097.52	211016.60
3+075.00	5.11	10.27	236.29	334.11	175333.81	211350.71
3+100.00	0.63	33.48	72.17	501.51	175405.97	211852.22
3+125.00	4.08	27.86	58.93	766.74	175464.91	212618.96
3+150.00	11.10	17.15	189.71	562.64	175654.62	213181.61
3+175.00	13.01	29.79	301.31	586.78	175955.93	213788.38
3+200.00	12.56	44.39	298.34	1058.24	176254.26	214826.62



0+025.00



Total Volume at Station 0+025.00	
Cut Area	107.47
Fill Area	48.59
Cut Vol	0.00
Fill Vol	0.00
Cum Cut Vol	0.00
Cum Fill Vol	0.00
Net Vol	0.00

EXISTING ELEVATIONS
PROPOSED ELEVATIONS

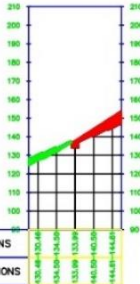
0+075.00



Total Volume at Station 0+075.00	
Cut Area	102.17
Fill Area	99.54
Cut Vol	2779.51
Fill Vol	2018.65
Cum Cut Vol	5625.32
Cum Fill Vol	3400.49
Net Vol	2224.83

EXISTING ELEVATIONS
PROPOSED ELEVATIONS

0+050.00



Total Volume at Station 0+050.00	
Cut Area	120.19
Fill Area	61.96
Cut Vol	2845.81
Fill Vol	1381.84
Cum Cut Vol	2845.81
Cum Fill Vol	1381.84
Net Vol	1463.97

EXISTING ELEVATIONS
PROPOSED ELEVATIONS


0+100.00



Total Volume at Station 0+100.00	
Cut Area	125.09
Fill Area	177.65
Cut Vol	2840.73
Fill Vol	3464.79
Cum Cut Vol	8466.05
Cum Fill Vol	6865.28
Net Vol	1600.77

EXISTING ELEVATIONS
PROPOSED ELEVATIONS

0+125.00



EXISTING ELEVATIONS
PROPOSED ELEVATIONS

Total Volume at Station 0+125.00	
Cut Area	287.52
Fill Area	9.56
Cut Vol	4358.61
Fill Vol	2758.56
Cum Cut Vol	12824.66
Cum Fill Vol	9623.84
Net Vol	3200.82


0+200.00



EXISTING ELEVATIONS
PROPOSED ELEVATIONS

Total Volume at Station 0+200.00	
Cut Area	104.74
Fill Area	159.11
Cut Vol	3669.93
Fill Vol	3146.02
Cum Cut Vol	28478.88
Cum Fill Vol	14916.04
Net Vol	13562.84

0+150.00



EXISTING ELEVATIONS
PROPOSED ELEVATIONS

Total Volume at Station 0+150.00	
Cut Area	241.18
Fill Area	34.78
Cut Vol	6608.76
Fill Vol	554.28
Cum Cut Vol	19433.42
Cum Fill Vol	10178.12
Net Vol	9255.30


0+225.00



EXISTING ELEVATIONS
PROPOSED ELEVATIONS

Total Volume at Station 0+225.00	
Cut Area	306.78
Fill Area	0.00
Cut Vol	5143.92
Fill Vol	1988.86
Cum Cut Vol	33622.80
Cum Fill Vol	16904.90
Net Vol	16717.90

0+175.00



EXISTING ELEVATIONS
PROPOSED ELEVATIONS

Total Volume at Station 0+175.00	
Cut Area	188.86
Fill Area	92.57
Cut Vol	5375.53
Fill Vol	1591.90
Cum Cut Vol	24808.95
Cum Fill Vol	11770.02
Net Vol	13038.93


0+250.00



EXISTING ELEVATIONS
PROPOSED ELEVATIONS

Total Volume at Station 0+250.00	
Cut Area	413.59
Fill Area	0.00
Cut Vol	9004.57
Fill Vol	0.00
Cum Cut Vol	42627.36
Cum Fill Vol	16904.90
Net Vol	25722.46

0+275.00



EXISTING ELEVATIONS
PROPOSED ELEVATIONS

Total Volume at Station 0+275.00	
Cut Area	272.90
Fill Area	20.90
Cut Vol	8581.03
Fill Vol	261.26
Cum Cut Vol	51208.39
Cum Fill Vol	17166.16
Net Vol	34042.23


0+350.00



EXISTING ELEVATIONS
PROPOSED ELEVATIONS

Total Volume at Station 0+350.00	
Cut Area	86.73
Fill Area	0.00
Cut Vol	1845.85
Fill Vol	13.56
Cum Cut Vol	59722.91
Cum Fill Vol	19721.84
Net Vol	40001.06

0+300.00



EXISTING ELEVATIONS
PROPOSED ELEVATIONS

Total Volume at Station 0+300.00	
Cut Area	103.13
Fill Area	88.70
Cut Vol	4700.33
Fill Vol	1370.01
Cum Cut Vol	55908.72
Cum Fill Vol	18536.16
Net Vol	37372.55

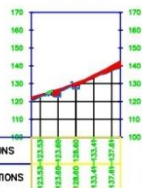
0+375.00



EXISTING ELEVATIONS
PROPOSED ELEVATIONS

Total Volume at Station 0+375.00	
Cut Area	77.04
Fill Area	0.87
Cut Vol	2047.19
Fill Vol	10.92
Cum Cut Vol	61770.10
Cum Fill Vol	19732.76
Net Vol	42037.34

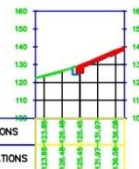
0+325.00



EXISTING ELEVATIONS
PROPOSED ELEVATIONS

Total Volume at Station 0+325.00	
Cut Area	60.94
Fill Area	1.08
Cut Vol	1968.34
Fill Vol	1172.12
Cum Cut Vol	57877.06
Cum Fill Vol	19708.28
Net Vol	38168.77

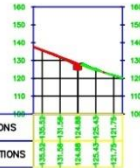
0+400.00



EXISTING ELEVATIONS
PROPOSED ELEVATIONS

Total Volume at Station 0+400.00	
Cut Area	55.60
Fill Area	7.12
Cut Vol	1658.00
Fill Vol	99.87
Cum Cut Vol	63428.10
Cum Fill Vol	19832.63
Net Vol	43595.46

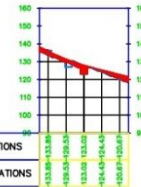
0+425.00



EXISTING ELEVATIONS
PROPOSED ELEVATIONS

Total Volume at Station 0+425.00	
Cut Area	25.37
Fill Area	10.29
Cut Vol	1622.78
Fill Vol	204.53
Cum Cut Vol	65050.88
Cum Fill Vol	20037.16
Net Vol	45013.71

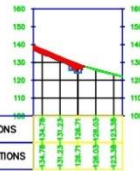
0+500.00



EXISTING ELEVATIONS
PROPOSED ELEVATIONS

Total Volume at Station 0+500.00	
Cut Area	92.09
Fill Area	0.00
Cut Vol	2136.36
Fill Vol	3.74
Cum Cut Vol	70105.06
Cum Fill Vol	20280.60
Net Vol	49824.46

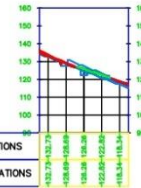
0+450.00



EXISTING ELEVATIONS
PROPOSED ELEVATIONS

Total Volume at Station 0+450.00	
Cut Area	64.62
Fill Area	4.30
Cut Vol	1124.85
Fill Vol	182.26
Cum Cut Vol	66175.73
Cum Fill Vol	20219.42
Net Vol	45956.31

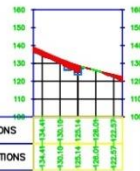
0+525.00



EXISTING ELEVATIONS
PROPOSED ELEVATIONS

Total Volume at Station 0+525.00	
Cut Area	29.03
Fill Area	7.35
Cut Vol	1483.68
Fill Vol	95.55
Cum Cut Vol	71588.74
Cum Fill Vol	20376.15
Net Vol	51212.58

0+475.00



EXISTING ELEVATIONS
PROPOSED ELEVATIONS

Total Volume at Station 0+475.00	
Cut Area	78.82
Fill Area	0.30
Cut Vol	1792.97
Fill Vol	57.43
Cum Cut Vol	67968.70
Cum Fill Vol	20276.86
Net Vol	47691.84

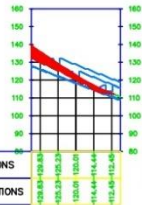
0+550.00



EXISTING ELEVATIONS
PROPOSED ELEVATIONS

Total Volume at Station 0+550.00	
Cut Area	95.50
Fill Area	12.71
Cut Vol	1556.62
Fill Vol	250.81
Cum Cut Vol	73145.36
Cum Fill Vol	20626.96
Net Vol	52518.40

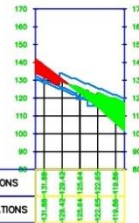
0+575.00



EXISTING ELEVATIONS
PROPOSED ELEVATIONS

Total Volume at Station 0+575.00	
Cut Area	153.95
Fill Area	0.48
Cut Vol	3118.19
Fill Vol	164.91
Cum Cut Vol	76263.55
Cum Fill Vol	20791.87
Net Vol	55471.68

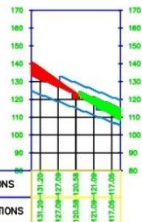
0+650.00



EXISTING ELEVATIONS
PROPOSED ELEVATIONS

Total Volume at Station 0+650.00	
Cut Area	87.30
Fill Area	232.73
Cut Vol	1803.80
Fill Vol	6157.27
Cum Cut Vol	83656.62
Cum Fill Vol	32592.45
Net Vol	51064.17


0+600.00



EXISTING ELEVATIONS
PROPOSED ELEVATIONS

Total Volume at Station 0+600.00	
Cut Area	113.40
Fill Area	103.64
Cut Vol	3341.91
Fill Vol	1301.50
Cum Cut Vol	79605.46
Cum Fill Vol	22093.37
Net Vol	57512.09

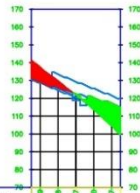
0+625.00



EXISTING ELEVATIONS
PROPOSED ELEVATIONS

Total Volume at Station 0+625.00	
Cut Area	57.01
Fill Area	259.85
Cut Vol	2247.37
Fill Vol	4341.82
Cum Cut Vol	81852.83
Cum Fill Vol	26435.19
Net Vol	55417.64

0+675.00



EXISTING ELEVATIONS
PROPOSED ELEVATIONS

128.46-128.46
126.51-126.51
122.27-122.27
120.26-120.26
117.27-117.27

Total Volume at Station 0+675.00	
Cut Area	117.77
Fill Area	191.77
Cut Vol	2563.31
Fill Vol	5306.28
Cum Cut Vol	86219.93
Cum Fill Vol	37898.73
Net Vol	48321.20

0+750.00



EXISTING ELEVATIONS
PROPOSED ELEVATIONS

117.84-117.84
122.84-122.84
124.84-124.84
125.84-125.84
126.84-126.84

Total Volume at Station 0+750.00	
Cut Area	21.69
Fill Area	320.72
Cut Vol	506.40
Fill Vol	8184.00
Cum Cut Vol	91158.86
Cum Fill Vol	56564.21
Net Vol	34594.65

0+700.00

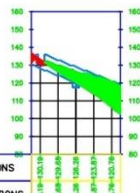


EXISTING ELEVATIONS
PROPOSED ELEVATIONS

128.76-128.76
124.65-124.65
116.51-116.51
118.65-118.65
114.65-114.65

Total Volume at Station 0+700.00	
Cut Area	107.98
Fill Area	148.77
Cut Vol	2821.91
Fill Vol	4256.77
Cum Cut Vol	89041.84
Cum Fill Vol	42155.50
Net Vol	46886.34

0+725.00



EXISTING ELEVATIONS
PROPOSED ELEVATIONS

120.19-120.19
128.65-128.65
126.26-126.26
123.97-123.97
120.26-120.26

Total Volume at Station 0+725.00	
Cut Area	20.87
Fill Area	349.21
Cut Vol	1610.62
Fill Vol	6224.71
Cum Cut Vol	90652.46
Cum Fill Vol	48380.21
Net Vol	42272.26

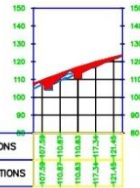
0+925.00



EXISTING ELEVATIONS
PROPOSED ELEVATIONS

Total Volume at Station 0+925.00	
Cut Area	51.79
Fill Area	12.90
Cut Vol	763.60
Fill Vol	1656.49
Cum Cut Vol	97802.90
Cum Fill Vol	95894.88
Net Vol	1908.02

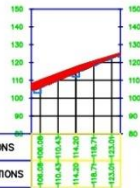
1+000.00



EXISTING ELEVATIONS
PROPOSED ELEVATIONS

Total Volume at Station 1+000.00	
Cut Area	118.94
Fill Area	0.00
Cut Vol	3546.00
Fill Vol	0.00
Cum Cut Vol	107495.40
Cum Fill Vol	96071.89
Net Vol	11423.50

0+950.00



EXISTING ELEVATIONS
PROPOSED ELEVATIONS

Total Volume at Station 0+950.00	
Cut Area	136.66
Fill Area	0.00
Cut Vol	2379.08
Fill Vol	177.01
Cum Cut Vol	100181.98
Cum Fill Vol	96071.89
Net Vol	4110.09

1+025.00



EXISTING ELEVATIONS
PROPOSED ELEVATIONS

Total Volume at Station 1+025.00	
Cut Area	79.04
Fill Area	0.64
Cut Vol	2474.83
Fill Vol	8.03
Cum Cut Vol	109970.22
Cum Fill Vol	96079.92
Net Vol	13890.30

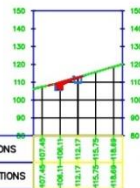
0+975.00



EXISTING ELEVATIONS
PROPOSED ELEVATIONS

Total Volume at Station 0+975.00	
Cut Area	164.74
Fill Area	0.00
Cut Vol	3767.42
Fill Vol	0.00
Cum Cut Vol	103949.40
Cum Fill Vol	96071.89
Net Vol	7877.51


1+050.00



EXISTING ELEVATIONS
PROPOSED ELEVATIONS

Total Volume at Station 1+050.00	
Cut Area	20.97
Fill Area	3.45
Cut Vol	1403.31
Fill Vol	47.28
Cum Cut Vol	111373.53
Cum Fill Vol	96127.21
Net Vol	15246.32

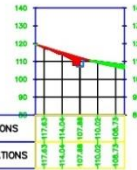
1+075.00



EXISTING ELEVATIONS
PROPOSED ELEVATIONS

Total Volume at Station 1+075.00	
Cut Area	10.19
Fill Area	13.70
Cut Vol	389.47
Fill Vol	214.40
Cum Cut Vol	111763.00
Cum Fill Vol	96341.61
Net Vol	15421.40

1+150.00



EXISTING ELEVATIONS
PROPOSED ELEVATIONS

Total Volume at Station 1+150.00	
Cut Area	38.54
Fill Area	23.38
Cut Vol	687.43
Fill Vol	768.94
Cum Cut Vol	113947.45
Cum Fill Vol	98076.37
Net Vol	15871.08

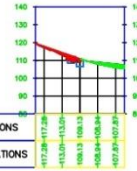
1+100.00



EXISTING ELEVATIONS
PROPOSED ELEVATIONS

Total Volume at Station 1+100.00	
Cut Area	38.01
Fill Area	20.13
Cut Vol	602.46
Fill Vol	422.86
Cum Cut Vol	112365.46
Cum Fill Vol	96764.46
Net Vol	15600.99

1+175.00



EXISTING ELEVATIONS
PROPOSED ELEVATIONS

Total Volume at Station 1+175.00	
Cut Area	31.78
Fill Area	28.06
Cut Vol	879.01
Fill Vol	643.02
Cum Cut Vol	114826.46
Cum Fill Vol	98719.40
Net Vol	16107.07

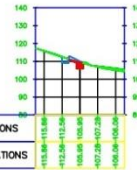
1+125.00



EXISTING ELEVATIONS
PROPOSED ELEVATIONS

Total Volume at Station 1+125.00	
Cut Area	33.55
Fill Area	23.31
Cut Vol	894.56
Fill Vol	542.97
Cum Cut Vol	113260.02
Cum Fill Vol	97307.44
Net Vol	15952.58

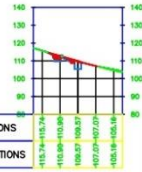
1+200.00



EXISTING ELEVATIONS
PROPOSED ELEVATIONS

Total Volume at Station 1+200.00	
Cut Area	13.69
Fill Area	21.67
Cut Vol	568.34
Fill Vol	621.67
Cum Cut Vol	115394.80
Cum Fill Vol	99341.06
Net Vol	16053.74

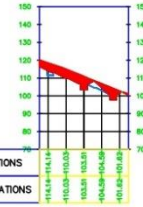
1+225.00



EXISTING ELEVATIONS
PROPOSED ELEVATIONS

Total Volume at Station 1+225.00	
Cut Area	18.92
Fill Area	5.97
Cut Vol	407.66
Fill Vol	345.51
Cum Cut Vol	115802.46
Cum Fill Vol	99686.57
Net Vol	16115.89

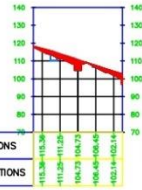
1+300.00



EXISTING ELEVATIONS
PROPOSED ELEVATIONS

Total Volume at Station 1+300.00	
Cut Area	184.21
Fill Area	0.00
Cut Vol	4087.51
Fill Vol	0.03
Cum Cut Vol	124572.25
Cum Fill Vol	99782.86
Net Vol	24789.39

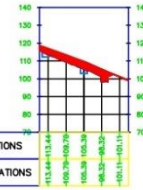
1+250.00



EXISTING ELEVATIONS
PROPOSED ELEVATIONS

Total Volume at Station 1+250.00	
Cut Area	107.28
Fill Area	0.00
Cut Vol	1556.40
Fill Vol	96.25
Cum Cut Vol	117358.86
Cum Fill Vol	99782.83
Net Vol	17576.03

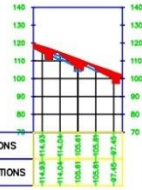
1+325.00



EXISTING ELEVATIONS
PROPOSED ELEVATIONS

Total Volume at Station 1+325.00	
Cut Area	155.32
Fill Area	0.00
Cut Vol	4244.13
Fill Vol	0.03
Cum Cut Vol	128816.39
Cum Fill Vol	99782.89
Net Vol	29033.50

1+275.00



EXISTING ELEVATIONS
PROPOSED ELEVATIONS

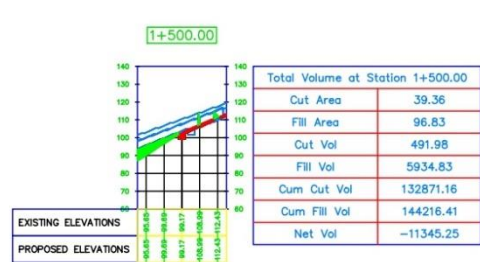
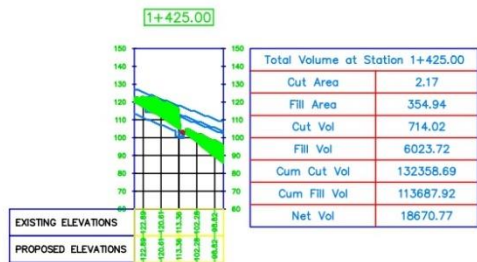
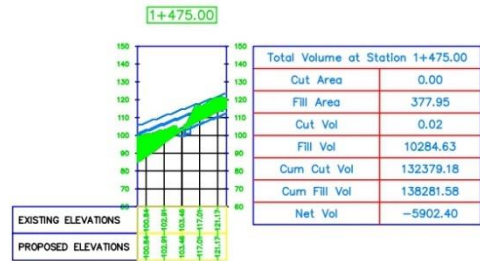
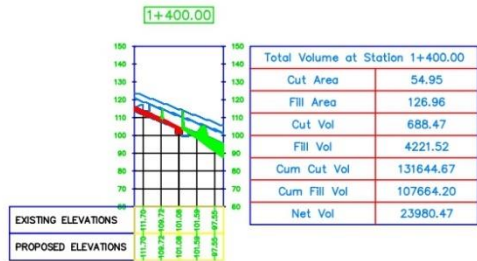
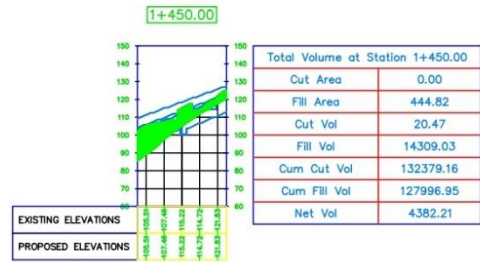
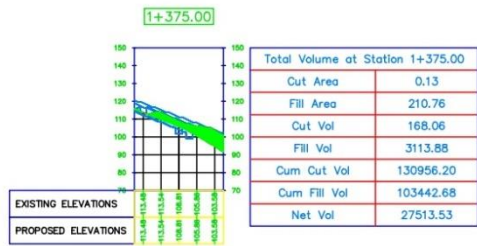
Total Volume at Station 1+275.00	
Cut Area	142.79
Fill Area	0.00
Cut Vol	3125.89
Fill Vol	0.00
Cum Cut Vol	120484.75
Cum Fill Vol	99782.83
Net Vol	20701.92

1+350.00

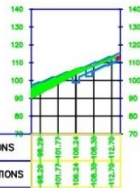


EXISTING ELEVATIONS
PROPOSED ELEVATIONS

Total Volume at Station 1+350.00	
Cut Area	13.32
Fill Area	38.35
Cut Vol	1971.76
Fill Vol	545.91
Cum Cut Vol	130788.15
Cum Fill Vol	100328.80
Net Vol	30459.35



1+525.00



Total Volume at Station 1+525.00	
Cut Area	2.39
Fill Area	127.54
Cut Vol	521.89
Fill Vol	2804.68
Cum Cut Vol	133393.05
Cum Fill Vol	147021.09
Net Vol	-13628.04

EXISTING ELEVATIONS
PROPOSED ELEVATIONS


1+600.00



Total Volume at Station 1+600.00	
Cut Area	120.52
Fill Area	0.00
Cut Vol	3133.04
Fill Vol	0.00
Cum Cut Vol	140197.94
Cum Fill Vol	149047.37
Net Vol	-8849.42

EXISTING ELEVATIONS
PROPOSED ELEVATIONS

1+550.00



Total Volume at Station 1+550.00	
Cut Area	85.23
Fill Area	10.69
Cut Vol	980.00
Fill Vol	1892.65
Cum Cut Vol	134373.06
Cum Fill Vol	148913.74
Net Vol	-14540.68

EXISTING ELEVATIONS
PROPOSED ELEVATIONS

1+625.00



Total Volume at Station 1+625.00	
Cut Area	103.69
Fill Area	0.00
Cut Vol	2802.66
Fill Vol	0.00
Cum Cut Vol	143000.60
Cum Fill Vol	149047.37
Net Vol	-6046.77

EXISTING ELEVATIONS
PROPOSED ELEVATIONS

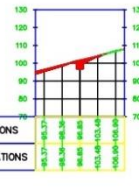
1+575.00



Total Volume at Station 1+575.00	
Cut Area	130.12
Fill Area	0.00
Cut Vol	2691.85
Fill Vol	133.63
Cum Cut Vol	137064.90
Cum Fill Vol	149047.37
Net Vol	-11982.47

EXISTING ELEVATIONS
PROPOSED ELEVATIONS

1+650.00



Total Volume at Station 1+650.00	
Cut Area	45.72
Fill Area	1.24
Cut Vol	1867.35
Fill Vol	16.11
Cum Cut Vol	144867.95
Cum Fill Vol	149063.48
Net Vol	-4195.53

EXISTING ELEVATIONS
PROPOSED ELEVATIONS

1+675.00



EXISTING ELEVATIONS
PROPOSED ELEVATIONS

Total Volume at Station 1+675.00	
Cut Area	22.11
Fill Area	9.51
Cut Vol	847.83
Fill Vol	134.39
Cum Cut Vol	145715.78
Cum Fill Vol	149197.87
Net Vol	-3482.09

1+750.00



EXISTING ELEVATIONS
PROPOSED ELEVATIONS

Total Volume at Station 1+750.00	
Cut Area	20.12
Fill Area	18.72
Cut Vol	609.57
Fill Vol	349.54
Cum Cut Vol	147706.69
Cum Fill Vol	149998.72
Net Vol	-2292.03

1+700.00



EXISTING ELEVATIONS
PROPOSED ELEVATIONS

Total Volume at Station 1+700.00	
Cut Area	29.91
Fill Area	9.34
Cut Vol	650.22
Fill Vol	235.65
Cum Cut Vol	146366.00
Cum Fill Vol	149433.52
Net Vol	-3067.52


1+775.00



EXISTING ELEVATIONS
PROPOSED ELEVATIONS

Total Volume at Station 1+775.00	
Cut Area	20.19
Fill Area	7.08
Cut Vol	503.87
Fill Vol	322.54
Cum Cut Vol	148210.56
Cum Fill Vol	150321.26
Net Vol	-2110.70


1+725.00



EXISTING ELEVATIONS
PROPOSED ELEVATIONS

Total Volume at Station 1+725.00	
Cut Area	28.58
Fill Area	7.91
Cut Vol	731.12
Fill Vol	215.66
Cum Cut Vol	147097.12
Cum Fill Vol	149649.18
Net Vol	-2552.06

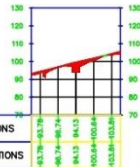
1+800.00



EXISTING ELEVATIONS
PROPOSED ELEVATIONS

Total Volume at Station 1+800.00	
Cut Area	49.81
Fill Area	0.11
Cut Vol	874.99
Fill Vol	89.81
Cum Cut Vol	149085.55
Cum Fill Vol	150411.07
Net Vol	-1325.52

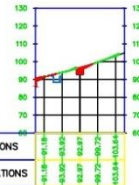
1+825.00



EXISTING ELEVATIONS
PROPOSED ELEVATIONS

Total Volume at Station 1+825.00	
Cut Area	58.11
Fill Area	0.04
Cut Vol	1349.01
Fill Vol	1.87
Cum Cut Vol	150434.56
Cum Fill Vol	150412.94
Net Vol	21.63

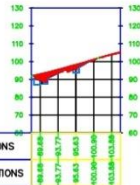
1+900.00



EXISTING ELEVATIONS
PROPOSED ELEVATIONS

Total Volume at Station 1+900.00	
Cut Area	23.58
Fill Area	4.81
Cut Vol	1429.37
Fill Vol	60.09
Cum Cut Vol	155632.04
Cum Fill Vol	150473.50
Net Vol	5158.54

1+850.00



EXISTING ELEVATIONS
PROPOSED ELEVATIONS

Total Volume at Station 1+850.00	
Cut Area	68.75
Fill Area	0.00
Cut Vol	1774.13
Fill Vol	0.42
Cum Cut Vol	152208.69
Cum Fill Vol	150413.36
Net Vol	1795.33

1+925.00



EXISTING ELEVATIONS
PROPOSED ELEVATIONS

Total Volume at Station 1+925.00	
Cut Area	7.41
Fill Area	16.55
Cut Vol	387.39
Fill Vol	266.97
Cum Cut Vol	156019.43
Cum Fill Vol	150740.47
Net Vol	5278.96

1+875.00



EXISTING ELEVATIONS
PROPOSED ELEVATIONS

Total Volume at Station 1+875.00	
Cut Area	90.77
Fill Area	0.00
Cut Vol	1993.97
Fill Vol	0.05
Cum Cut Vol	154202.67
Cum Fill Vol	150413.41
Net Vol	3789.25


1+950.00



EXISTING ELEVATIONS
PROPOSED ELEVATIONS

Total Volume at Station 1+950.00	
Cut Area	32.79
Fill Area	0.44
Cut Vol	452.26
Fill Vol	225.22
Cum Cut Vol	156471.70
Cum Fill Vol	150965.69
Net Vol	5506.01

1+975.00



EXISTING ELEVATIONS
PROPOSED ELEVATIONS

Total Volume at Station 1+975.00	
Cut Area	18.00
Fill Area	0.03
Cut Vol	634.83
Fill Vol	5.75
Cum Cut Vol	157106.53
Cum Fill Vol	150971.44
Net Vol	6135.08


2+050.00



EXISTING ELEVATIONS
PROPOSED ELEVATIONS

Total Volume at Station 2+050.00	
Cut Area	36.47
Fill Area	15.35
Cut Vol	1125.82
Fill Vol	154.48
Cum Cut Vol	158980.65
Cum Fill Vol	151858.08
Net Vol	7122.57

2+000.00



EXISTING ELEVATIONS
PROPOSED ELEVATIONS

Total Volume at Station 2+000.00	
Cut Area	16.42
Fill Area	17.44
Cut Vol	430.26
Fill Vol	218.34
Cum Cut Vol	157536.79
Cum Fill Vol	151189.78
Net Vol	6347.01


2+075.00



EXISTING ELEVATIONS
PROPOSED ELEVATIONS

Total Volume at Station 2+075.00	
Cut Area	8.86
Fill Area	25.59
Cut Vol	566.71
Fill Vol	511.80
Cum Cut Vol	159547.36
Cum Fill Vol	152369.88
Net Vol	7177.48

2+025.00



EXISTING ELEVATIONS
PROPOSED ELEVATIONS

Total Volume at Station 2+025.00	
Cut Area	9.02
Fill Area	23.66
Cut Vol	318.04
Fill Vol	513.82
Cum Cut Vol	157854.83
Cum Fill Vol	151703.60
Net Vol	6151.23


2+100.00



EXISTING ELEVATIONS
PROPOSED ELEVATIONS

Total Volume at Station 2+100.00	
Cut Area	27.59
Fill Area	7.03
Cut Vol	455.62
Fill Vol	407.72
Cum Cut Vol	160002.97
Cum Fill Vol	152777.59
Net Vol	7225.38


2+125.00



EXISTING ELEVATIONS
PROPOSED ELEVATIONS

Total Volume at Station 2+125.00	
Cut Area	37.32
Fill Area	0.00
Cut Vol	811.29
Fill Vol	87.90
Cum Cut Vol	160814.27
Cum Fill Vol	152865.50
Net Vol	7948.77

2+200.00



EXISTING ELEVATIONS
PROPOSED ELEVATIONS

Total Volume at Station 2+200.00	
Cut Area	65.15
Fill Area	5.25
Cut Vol	1086.55
Fill Vol	284.41
Cum Cut Vol	163855.32
Cum Fill Vol	153403.67
Net Vol	10451.66

2+150.00



EXISTING ELEVATIONS
PROPOSED ELEVATIONS

Total Volume at Station 2+150.00	
Cut Area	54.41
Fill Area	1.36
Cut Vol	1002.23
Fill Vol	18.05
Cum Cut Vol	161816.50
Cum Fill Vol	152883.55
Net Vol	8932.95

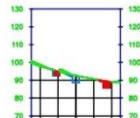
2+225.00



EXISTING ELEVATIONS
PROPOSED ELEVATIONS

Total Volume at Station 2+225.00	
Cut Area	76.20
Fill Area	6.94
Cut Vol	1766.87
Fill Vol	152.38
Cum Cut Vol	165622.19
Cum Fill Vol	153556.04
Net Vol	12066.14


2+175.00



EXISTING ELEVATIONS
PROPOSED ELEVATIONS

Total Volume at Station 2+175.00	
Cut Area	21.77
Fill Area	17.50
Cut Vol	952.27
Fill Vol	235.71
Cum Cut Vol	162768.77
Cum Fill Vol	153119.26
Net Vol	9649.51

2+250.00



EXISTING ELEVATIONS
PROPOSED ELEVATIONS

Total Volume at Station 2+250.00	
Cut Area	64.63
Fill Area	15.65
Cut Vol	1760.33
Fill Vol	282.29
Cum Cut Vol	167382.51
Cum Fill Vol	153838.33
Net Vol	13544.18

2+275.00

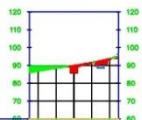


EXISTING ELEVATIONS
PROPOSED ELEVATIONS

88.83 88.83
87.33 87.33
85.74 85.74
87.25 87.25

Total Volume at Station 2+275.00	
Cut Area	43.72
Fill Area	27.98
Cut Vol	1622.24
Fill Vol	813.89
Cum Cut Vol	169004.75
Cum Fill Vol	154652.22
Net Vol	14352.53

2+350.00




EXISTING ELEVATIONS
PROPOSED ELEVATIONS

88.00 88.00
86.50 86.50
84.91 84.91
86.42 86.42

Total Volume at Station 2+350.00	
Cut Area	34.82
Fill Area	37.22
Cut Vol	1144.09
Fill Vol	815.32
Cum Cut Vol	172891.99
Cum Fill Vol	156669.00
Net Vol	16222.99

2+300.00

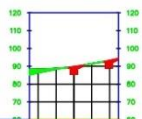


EXISTING ELEVATIONS
PROPOSED ELEVATIONS

86.47 86.47
84.97 84.97
83.38 83.38
84.89 84.89

Total Volume at Station 2+300.00	
Cut Area	59.51
Fill Area	20.07
Cut Vol	1290.44
Fill Vol	600.61
Cum Cut Vol	170295.19
Cum Fill Vol	155252.82
Net Vol	15042.37

2+375.00



EXISTING ELEVATIONS
PROPOSED ELEVATIONS

86.29 86.29
84.79 84.79
83.20 83.20
84.71 84.71

Total Volume at Station 2+375.00	
Cut Area	36.99
Fill Area	25.75
Cut Vol	897.65
Fill Vol	787.22
Cum Cut Vol	173789.63
Cum Fill Vol	157456.22
Net Vol	16333.41

2+325.00




EXISTING ELEVATIONS
PROPOSED ELEVATIONS

86.48 86.48
84.98 84.98
83.39 83.39
84.90 84.90

Total Volume at Station 2+325.00	
Cut Area	56.70
Fill Area	28.00
Cut Vol	1452.71
Fill Vol	600.86
Cum Cut Vol	171747.90
Cum Fill Vol	155853.68
Net Vol	15894.22

2+400.00

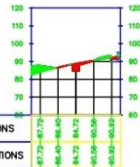


EXISTING ELEVATIONS
PROPOSED ELEVATIONS

86.00 86.00
84.50 84.50
82.91 82.91
84.42 84.42

Total Volume at Station 2+400.00	
Cut Area	33.49
Fill Area	32.58
Cut Vol	944.88
Fill Vol	612.67
Cum Cut Vol	174734.51
Cum Fill Vol	158068.89
Net Vol	16665.62

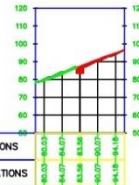
2+425.00



EXISTING ELEVATIONS
PROPOSED ELEVATIONS

Total Volume at Station 2+425.00	
Cut Area	27.21
Fill Area	47.61
Cut Vol	758.70
Fill Vol	1002.34
Cum Cut Vol	175493.21
Cum Fill Vol	159071.23
Net Vol	16421.98

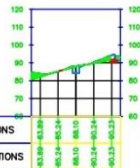
2+500.00



EXISTING ELEVATIONS
PROPOSED ELEVATIONS

Total Volume at Station 2+500.00	
Cut Area	31.23
Fill Area	17.70
Cut Vol	841.43
Fill Vol	322.86
Cum Cut Vol	177194.23
Cum Fill Vol	161095.06
Net Vol	16099.17


2+450.00



EXISTING ELEVATIONS
PROPOSED ELEVATIONS

Total Volume at Station 2+450.00	
Cut Area	6.00
Fill Area	38.14
Cut Vol	415.06
Fill Vol	1071.78
Cum Cut Vol	175908.26
Cum Fill Vol	160143.01
Net Vol	15765.26

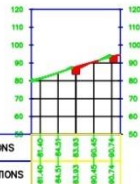
2+525.00



EXISTING ELEVATIONS
PROPOSED ELEVATIONS

Total Volume at Station 2+525.00	
Cut Area	58.59
Fill Area	30.66
Cut Vol	1122.77
Fill Vol	604.48
Cum Cut Vol	178317.00
Cum Fill Vol	161699.54
Net Vol	16617.46

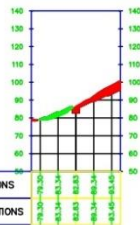
2+475.00



EXISTING ELEVATIONS
PROPOSED ELEVATIONS

Total Volume at Station 2+475.00	
Cut Area	29.57
Fill Area	12.20
Cut Vol	444.54
Fill Vol	629.20
Cum Cut Vol	176352.80
Cum Fill Vol	160772.21
Net Vol	15580.60

2+550.00



Total Volume at Station 2+550.00	
Cut Area	96.13
Fill Area	33.31
Cut Vol	1933.97
Fill Vol	799.63
Cum Cut Vol	180250.97
Cum Fill Vol	162499.18
Net Vol	17751.79

EXISTING ELEVATIONS
PROPOSED ELEVATIONS


2+600.00



Total Volume at Station 2+600.00	
Cut Area	100.32
Fill Area	55.97
Cut Vol	3720.45
Fill Vol	989.09
Cum Cut Vol	186824.10
Cum Fill Vol	164412.29
Net Vol	22411.80

EXISTING ELEVATIONS
PROPOSED ELEVATIONS

2+575.00



Total Volume at Station 2+575.00	
Cut Area	132.09
Fill Area	40.61
Cut Vol	2852.68
Fill Vol	924.03
Cum Cut Vol	183103.65
Cum Fill Vol	163423.20
Net Vol	19680.45

EXISTING ELEVATIONS
PROPOSED ELEVATIONS

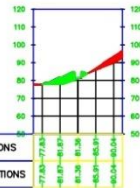
2+625.00



Total Volume at Station 2+625.00	
Cut Area	56.42
Fill Area	70.10
Cut Vol	1959.25
Fill Vol	1575.81
Cum Cut Vol	188783.35
Cum Fill Vol	165988.11
Net Vol	22795.25

EXISTING ELEVATIONS
PROPOSED ELEVATIONS

2+650.00



EXISTING ELEVATIONS
 PROPOSED ELEVATIONS

Total Volume at Station 2+650.00	
Cut Area	45.93
Fill Area	63.43
Cut Vol	1279.44
Fill Vol	1669.11
Cum Cut Vol	190062.79
Cum Fill Vol	167857.21
Net Vol	22405.58

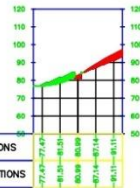
2+725.00



EXISTING ELEVATIONS
 PROPOSED ELEVATIONS

Total Volume at Station 2+725.00	
Cut Area	31.88
Fill Area	59.72
Cut Vol	1069.25
Fill Vol	1333.57
Cum Cut Vol	194221.87
Cum Fill Vol	171258.46
Net Vol	22963.42

2+675.00



EXISTING ELEVATIONS
 PROPOSED ELEVATIONS

Total Volume at Station 2+675.00	
Cut Area	57.30
Fill Area	44.11
Cut Vol	1290.40
Fill Vol	1344.28
Cum Cut Vol	191353.19
Cum Fill Vol	169001.49
Net Vol	22351.70

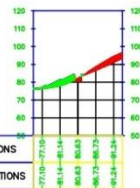
2+750.00



EXISTING ELEVATIONS
 PROPOSED ELEVATIONS

Total Volume at Station 2+750.00	
Cut Area	42.04
Fill Area	50.51
Cut Vol	924.02
Fill Vol	1377.89
Cum Cut Vol	195145.89
Cum Fill Vol	172636.34
Net Vol	22509.55


2+700.00



EXISTING ELEVATIONS
 PROPOSED ELEVATIONS

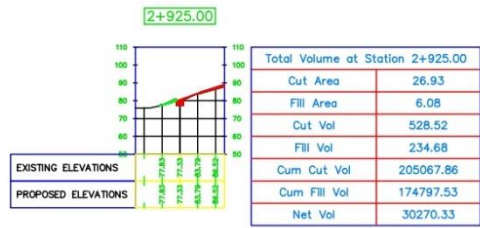
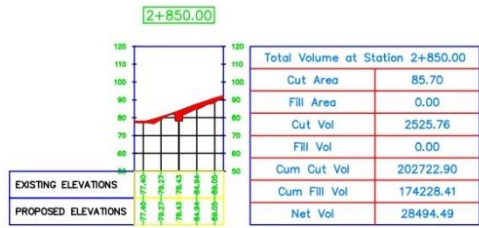
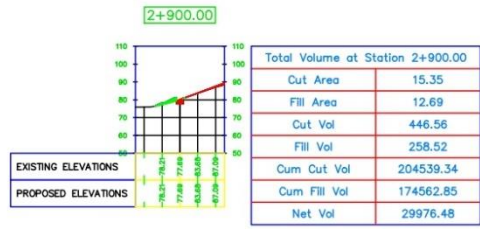
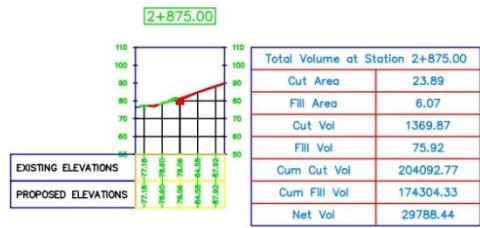
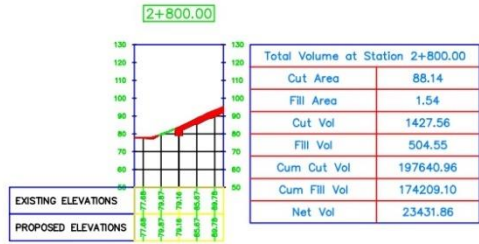
Total Volume at Station 2+700.00	
Cut Area	53.66
Fill Area	46.97
Cut Vol	1799.42
Fill Vol	923.40
Cum Cut Vol	193152.62
Cum Fill Vol	169924.89
Net Vol	23227.73

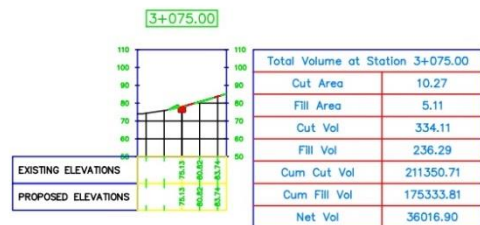
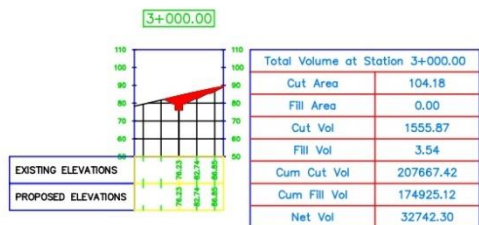
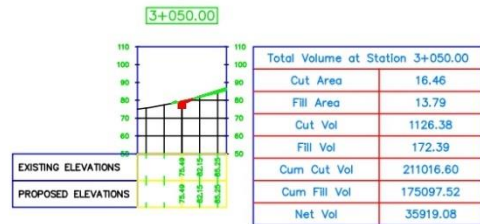
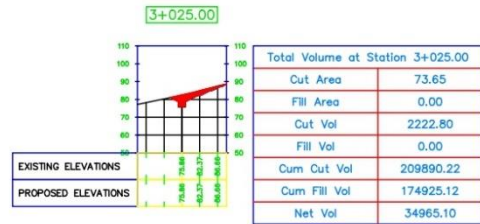
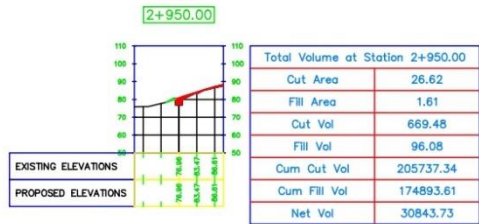
2+775.00




EXISTING ELEVATIONS
 PROPOSED ELEVATIONS

Total Volume at Station 2+775.00	
Cut Area	43.36
Fill Area	34.94
Cut Vol	1067.51
Fill Vol	1068.21
Cum Cut Vol	196213.40
Cum Fill Vol	173704.56
Net Vol	22508.85





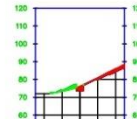
3+100.00



EXISTING ELEVATIONS
PROPOSED ELEVATIONS

Total Volume at Station 3+100.00	
Cut Area	33.48
Fill Area	0.63
Cut Vol	501.51
Fill Vol	72.17
Cum Cut Vol	21852.22
Cum Fill Vol	175405.97
Net Vol	36446.25


3+175.00



EXISTING ELEVATIONS
PROPOSED ELEVATIONS

Total Volume at Station 3+175.00	
Cut Area	29.79
Fill Area	13.01
Cut Vol	586.78
Fill Vol	301.31
Cum Cut Vol	213768.38
Cum Fill Vol	175955.93
Net Vol	37812.45


3+125.00



EXISTING ELEVATIONS
PROPOSED ELEVATIONS

Total Volume at Station 3+125.00	
Cut Area	27.86
Fill Area	4.08
Cut Vol	766.74
Fill Vol	58.93
Cum Cut Vol	212618.96
Cum Fill Vol	175464.91
Net Vol	37154.06


3+200.00



EXISTING ELEVATIONS
PROPOSED ELEVATIONS

Total Volume at Station 3+200.00	
Cut Area	44.39
Fill Area	12.56
Cut Vol	1058.24
Fill Vol	298.34
Cum Cut Vol	214826.62
Cum Fill Vol	176254.26
Net Vol	38572.36

3+150.00



EXISTING ELEVATIONS
PROPOSED ELEVATIONS

Total Volume at Station 3+150.00	
Cut Area	17.15
Fill Area	11.10
Cut Vol	562.64
Fill Vol	189.71
Cum Cut Vol	213181.61
Cum Fill Vol	175654.62
Net Vol	37526.99