

LAMPIRAN
HASIL PERHITUNGAN SPSS

Coefficients^a

| Model | | Unstandardized Coefficients | | Standardized Coefficients | t | Sig. | Correlations | | |
|-------|------------|-----------------------------|------------|---------------------------|--------|------|--------------|---------|-------|
| | | B | Std. Error | Beta | | | Zero-order | Partial | Part |
| 1 | (Constant) | 12.303 | 1.729 | | 7.118 | .000 | | | |
| | BP | -.287 | .090 | -1.013 | -3.187 | .015 | .233 | -.769 | -.570 |
| | VP | .652 | .137 | 1.508 | 4.745 | .002 | .671 | .873 | .849 |

a. Dependent Variable: LO

Lampiran 11**Uji t (Parsial)**Coefficients^a

| Model | | Unstandardized Coefficients | | Standardized Coefficients | t | Sig. |
|-------|------------|-----------------------------|------------|---------------------------|--------|------|
| | | B | Std. Error | Beta | | |
| 1 | (Constant) | 12.303 | 1.729 | | 7.118 | .000 |
| | BP | -.287 | .090 | -1.013 | -3.187 | .015 |
| | VP | .652 | .137 | 1.508 | 4.745 | .002 |

a. Dependent Variable: LO

Lampiran 12**Uji F (Simultan)**ANOVA^b

| Model | | Sum of Squares | df | Mean Square | F | Sig. |
|-------|------------|----------------|----|-------------|--------|-------------------|
| 1 | Regression | .001 | 2 | .000 | 12.109 | .005 ^a |
| | Residual | .000 | 7 | .000 | | |
| | Total | .001 | 9 | | | |

a. Predictors: (Constant), VP, BP

b. Dependent Variable: LO

**LAMPIRAN
LAPORAN KEUANGAN
PERUSAHAAN GALUNGGUNG RAYA BLOCK**

GALUNGGUNG RAYA BLOCK
LAPORAN LABA RUGI
TAHUN 2007

| | | | |
|--------------------------------|-----------------------|-------------------------|--------------------------|
| Pendapatan | | | Rp 1.625.400.000 |
| Persediaan Awal Barang Jadi | | Rp 544.000.000 | |
| Total BBB | Rp 697.500.000 | | |
| Total BTKL | Rp 131.040.000 | | |
| Total BOP | <u>Rp 223.476.000</u> | | |
| Biaya Produksi | | <u>Rp 1.052.016.000</u> | |
| Barang Jadi Siap Jual | | Rp 1.596.016.000 | |
| Persediaan Akhir Barang Jadi | | <u>Rp (572.616.000)</u> | |
| Harga Pokok Penjualan | | | <u>Rp(1.023.400.000)</u> |
| Laba Kotor | | | Rp 602.000.000 |
| Biaya Operasional: | | | |
| Biaya Pemasaran | | Rp 10.604.600 | |
| Biaya Administrasi dan Umum | | <u>Rp 19.000.000</u> | |
| Total Biaya Operasional | | | <u>Rp (29.604.600)</u> |
| Laba Operasional | | | Rp 572.395.400 |

Mengetahui
a.n Pimpinan Galunggung Raya Block




Arif. HP, SE.

GALUNGGUNG RAYA BLOCK
LAPORAN LABA RUGI
TAHUN 2008

| | | |
|--------------------------------|-------------------------|---------------------------|
| Pendapatan | | Rp 1.689.520.000 |
| Persediaan Awal Barang Jadi | Rp 572.616.000 | |
| Total BBB | Rp 725.400.000 | |
| Total BTKL | Rp 131.538.000 | |
| Total BOP | <u>Rp 220.752.000</u> | |
| Biaya Produksi | <u>Rp 1.077.690.000</u> | |
| Barang Jadi Siap Jual | Rp 1.650.306.000 | |
| Persediaan Akhir Barang Jadi | <u>Rp (564.186.000)</u> | |
| Harga Pokok | | |
| Penjualan | | <u>Rp (1.086.120.000)</u> |
| Laba Kotor | | Rp 603.400.000 |
| Biaya Operasional: | | |
| Biaya Pemasaran | Rp 10.963.800 | |
| Biaya Administrasi dan Umum | <u>Rp 19.020.000</u> | |
| Total Biaya Operasional | | <u>Rp (29.983.800)</u> |
| Laba Operasional | | Rp 573.416.200 |
| Pendapatan | | |


Mengetahui
a.n Pimpinan Galunggung Raya Block


Arif H.P., SE

GALUNGGUNG RAYA BLOCK
LAPORAN LABA RUGI
TAHUN 2009

| | | |
|--------------------------------|-------------------------|---------------------------|
| Pendapatan | | Rp 1.701.280.000 |
| Persediaan Awal Barang Jadi | Rp 564.186.000 | |
| Total BBB | Rp 741.900.000 | |
| Total BTKL | Rp 132.000.000 | |
| Total BOP | <u>Rp 209.796.000</u> | |
| Biaya Produksi | <u>Rp 1.083.696.000</u> | |
| Barang Jadi Siap Jual | Rp 1.647.882.000 | |
| Persediaan Akhir Barang Jadi | <u>Rp (554.202.000)</u> | |
| Harga Pokok Penjualan | | <u>Rp (1.093.680.000)</u> |
| Laba Kotor | | Rp 607.600.000 |
| Biaya Operasional: | | |
| Biaya Pemasaran | Rp 10.638.500 | |
| Biaya Administrasi dan Umum | <u>Rp 19.020.000</u> | |
| Total Biaya Operasional | | <u>Rp (29.658.500)</u> |
| Laba Operasional | | Rp 577.941.500 |


Mengetahui
a.n Pimpinan Galunggung Raya Block


Arif. H.P. S.G.

GALUNGGUNG RAYA BLOCK
LAPORAN LABA RUGI
 TAHUN 2010

| | | |
|--------------------------------|-------------------------|---------------------------|
| Pendapatan | | Rp 1.704.416.000 |
| Persediaan Awal Barang Jadi | Rp 554.202.000 | |
| Total BBB | Rp 746.856.000 | |
| Total BTKL | Rp 130.920.000 | |
| Total BOP | <u>Rp 214.020.000</u> | |
| Biaya Produksi | <u>Rp 1.091.796.000</u> | |
| Barang Jadi Siap Jual | Rp 1.645.998.000 | |
| Persediaan Akhir Barang Jadi | <u>Rp (550.302.000)</u> | |
| Harga Pokok | | <u>Rp (1.095.696.000)</u> |
| Penjualan | | <u>Rp (1.095.696.000)</u> |
| Laba Kotor | | Rp 608.720.000 |
| Biaya Operasional: | | |
| Biaya Pemasaran | Rp 10.974.500 | |
| Biaya Administrasi dan Umum | <u>Rp 19.060.000</u> | |
| Total Biaya Operasional | | <u>Rp (30.034.500)</u> |
| Laba Operasional | | Rp 578.685.500 |
| Pendapatan | | |


Mengetahui
 a.n Pimpinan Galunggung Raya Block


Arif. H.P. SE.

GALUNGGUNG RAYA BLOCK
LAPORAN LABA RUGI
TAHUN 2011

| | | | |
|--------------------------------|-----------------------|-------------------------|---------------------------|
| Pendapatan | | | Rp 1.666.784.000 |
| Persediaan Awal Barang Jadi | | Rp 550.302.000 | |
| Total BBB | Rp 763.008.000 | | |
| Total BTKL | Rp 131.400.000 | | |
| Total BOP | <u>Rp 207.000.000</u> | | |
| Biaya Produksi | | <u>Rp 1.101.408.000</u> | |
| Barang Jadi Siap Jual | | Rp 1.651.710.000 | |
| Persediaan Akhir Barang Jadi | | <u>Rp (580.206.000)</u> | |
| Harga Pokok Penjualan | | | <u>Rp (1.071.504.000)</u> |
| Laba Kotor | | | Rp 595.280.000 |
| Biaya Operasional: | | | |
| Biaya Pemasaran | | Rp 10.775.500 | |
| Biaya Administrasi dan Umum | | <u>Rp 19.048.000</u> | |
| Total Biaya Operasional | | | <u>Rp (29.823.500)</u> |
| Laba Operasional | | | Rp 565.456.500 |
| Pendapatan | | | |
| Persediaan Awal Barang Jadi | | | |


Mengetahui
a.n Pimpinan Galunggung Raya Block


Arif H.P., SE

GALUNGGUNG RAYA BLOCK
LAPORAN LABA RUGI
 TAHUN 2012

| | | |
|--------------------------------|-------------------------|---------------------------|
| Pendapatan | | Rp 1.742.013.000 |
| Persediaan Awal Barang Jadi | Rp 580.206.000 | |
| Total BBB | Rp 792.840.000 | |
| Total BTKL | Rp 131.880.000 | |
| Total BOP | <u>Rp 223.428.000</u> | |
| Biaya Produksi | <u>Rp 1.148.148.000</u> | |
| Barang Jadi Siap Jual | Rp 1.728.354.000 | |
| Persediaan Akhir Barang Jadi | <u>Rp (596.790.000)</u> | |
| Harga Pokok Penjualan | | <u>Rp (1.131.564.000)</u> |
| Laba Kotor | | Rp 610.449.000 |
| Biaya Operasional: | | |
| Biaya Pemasaran | Rp 12.108.900 | |
| Biaya Administrasi dan Umum | <u>Rp 21.520.000</u> | |
| Total Biaya Operasional | | <u>Rp (33.628.900)</u> |
| Laba Operasional | | Rp 576.820.100 |

Mengetahui
 a.n Pimpinan Galunggung Raya Block


Arif. LP, SE.

GALUNGGUNG RAYA BLOCK
LAPORAN LABA RUGI
TAHUN 2013

| | | |
|--------------------------------|-------------------------|---------------------------|
| Pendapatan | | Rp 1.765.764.000 |
| Persediaan Awal Barang Jadi | Rp 596.790.000 | |
| Total BBB | Rp 793.020.000 | |
| Total BTKL | Rp 132.360.000 | |
| Total BOP | <u>Rp 224.076.000</u> | |
| Biaya Produksi | <u>Rp 1.149.456.000</u> | |
| Barang Jadi Siap Jual | Rp 1.746.246.000 | |
| Persediaan Akhir Barang Jadi | <u>Rp (599.254.000)</u> | |
| Harga Pokok Penjualan | | <u>Rp (1.146.992.000)</u> |
| Laba Kotor | | Rp 618.772.000 |
| Biaya Operasional: | | |
| Biaya Pemasaran | Rp 12.189.000 | |
| Biaya Administrasi dan Umum | <u>Rp 21.544.000</u> | |
| Total Biaya Operasional | | <u>Rp (33.733.000)</u> |
| Laba Operasional | | Rp 585.039.000 |


Mengetahui
a.n Pimpinan Galunggung Raya Block


Arif. H.P. S.G.

GALUNGGUNG RAYA BLOCK
LAPORAN LABA RUGI
TAHUN 2014

| | | |
|--------------------------------|-------------------------|---------------------------|
| Pendapatan | | Rp 1.728.909.000 |
| Persediaan Awal Barang Jadi | Rp 599.254.000 | |
| Total BBB | Rp 803.820.000 | |
| Total BTKL | Rp 132.840.000 | |
| Total BOP | <u>Rp 224.232.000</u> | |
| Biaya Produksi | <u>Rp 1.160.892.000</u> | |
| Barang Jadi Siap Jual | Rp 1.760.146.000 | |
| Persediaan Akhir Barang Jadi | <u>Rp (637.094.000)</u> | |
| Harga Pokok Penjualan | | <u>Rp (1.123.052.000)</u> |
| Laba Kotor | | Rp 605.857.000 |
| Biaya Operasional: | | |
| Biaya Pemasaran | Rp 11.799.900 | |
| Biaya Administrasi dan Umum | <u>Rp 21.530.000</u> | |
| Total Biaya Operasional | | <u>Rp (33.329.900)</u> |
| Laba Operasional | | Rp 572.527.100 |

Mengetahui
a.n Pimpinan Galunggung Raya Block


Arif H.P., SE

GALUNGGUNG RAYA BLOCK
LAPORAN LABA RUGI
TAHUN 2015

| | | |
|--------------------------------|-------------------------|---------------------------|
| Pendapatan | | Rp 1.765.764.000 |
| Persediaan Awal Barang Jadi | Rp 637.094.000 | |
| Total BBB | Rp 836.778.000 | |
| Total BTKL | Rp 114.840.000 | |
| Total BOP | <u>Rp 212.580.000</u> | |
| Biaya Produksi | <u>Rp 1.164.198.000</u> | |
| Barang Jadi Siap Jual | Rp 1.801.292.000 | |
| Persediaan Akhir Barang Jadi | <u>Rp (654.300.000)</u> | |
| Harga Pokok Penjualan | | <u>Rp (1.146.992.000)</u> |
| Laba Kotor | | Rp 618.772.000 |
| Biaya Operasional: | | |
| Biaya Pemasaran | Rp 11.822.200 | |
| Biaya Administrasi dan Umum | <u>Rp 21.576.000</u> | |
| Total Biaya Operasional | | <u>Rp (33.398.200)</u> |
| Laba Operasional | | Rp 585.373.800 |


Mengetahui
a.n Pimpinan Galunggung Raya Block


Arif H.P., SE

GALUNGGUNG RAYA BLOCK
LAPORAN LABA RUGI
TAHUN 2016

| | | |
|--------------------------------|-------------------------|---------------------------|
| Pendapatan | | Rp 1.719.081.000 |
| Persediaan Awal Barang Jadi | Rp 654.300.000 | |
| Total BBB | Rp 863.220.000 | |
| Total BTKL | Rp 115.260.000 | |
| Total BOP | <u>Rp 197.124.000</u> | |
| Biaya Produksi | <u>Rp 1.175.604.000</u> | |
| Barang Jadi Siap Jual | Rp 1.829.904.000 | |
| Persediaan Akhir Barang Jadi | <u>Rp (713.236.000)</u> | |
| Harga Pokok Penjualan | | <u>Rp (1.116.668.000)</u> |
| Laba Kotor | | Rp 602.413.000 |
| Biaya Operasional: | | |
| Biaya Pemasaran | Rp 11.651.200 | |
| Biaya Administrasi dan Umum | <u>Rp 21.564.000</u> | |
| Total Biaya Operasional | | <u>Rp (33.215.200)</u> |
| Laba Operasional | | Rp 569.197.800 |

Mengetahui
a.n Pimpinan Galunggung Raya Block


Arif. KP, SE.

