

# **LAMPIRAN**

## Lampiran 1: Rancangan Kuisisioner Penelitian

### LAMPIRAN KUISISIONER PENELITIAN

#### 1. Identitas Responden

Nama responden :

No hp :

#### 2. Petunjuk

Pilihlah satu yang dianggap paling tepat, dengan bobot penilaian sebagai berikut:

- Sangat tidak setuju (STS) : 1 point
- Tidak setuju (TS) : 2 Point
- Kurang Setuju (KS) : 3 Point
- Setuju (S) : 4 Point
- Sangat Setuju (SS) : 5 Point

#### A. Kualitas Layanan

No	Pernyataan	SS	S	KS	TS	STS
<b>Bukti Fisik (<i>Tangibles</i>)</b>						
1.	Fasilitas yang dinikmati lengkap					
2.	Kebersihan dan kerapihan ruangan					
<b>Empati (<i>Empathy</i>)</b>						
1.	Komunikasi yang baik dari karyawan					
2.	Karyawan inisiatif memberikan rekomendasi produk					
<b>Keandalan (<i>Reability</i>)</b>						
1.	Pelayanan sesuai dengan standar operasional prosedur					
2.	Memberikan kesan pertama pada pelanggan					

	<b>Daya Tanggap (<i>responsiveness</i>)</b>				
1.	Respon baik kepada pelanggan				
2.	Pelayanan yang cepat				
	<b>Jaminan (<i>Assurance</i>)</b>				
1.	Karyawan bersikap sopan saat melayani				
2.	Jaminan aman dalam transaksi				

## B. Kualitas Produk

No	Pernyataan	SS	S	KS	TS	STS
	<b>Kinerja (<i>Performance</i>)</b>					
1.	Mengetahui manfaat produk yang dibeli					
2.	Kemudahan penggunaan produk					
3.	Ketepatan bahan produk yang dipakai					
	<b>Ciri-ciri produk (<i>feature</i>)</b>					
1.	Kemasan produk ramah lingkungan					
2.	Kemasan produk mudah digunakan					
3.	Kemasan yang menarik					
	<b>Keterandalan (<i>Reability</i>)</b>					
1.	Cita rasa yang konsisten					
2.	Produk aman tidak mengandung bahan berbahaya					
3.	Kinerja waktu dalam pembuatan produk cepat					
	<b>Kesesuaian (<i>Conformance</i>)</b>					
1.	Produk sesuai dengan standar yang ditetapkan					
2.	Performa produk sesuai harapan					
3.	Keamanan produk sesuai prosedur					
	<b>Ketahanan (<i>Durability</i>)</b>					
1.	Usia produk bertahan lama					
2.	Bahan yang digunakan berkualitas					
3.	Daya tahan material produk					
	<b>Design</b>					
1.	Dimensi kemasan unik					
2.	Estetika pengemasan produk					
3.	Design kreatif					

## C. Kopi Sehat

No	Pernyataan	SS	S	KS	TS	STS
1.	Kopi bermanfaat untuk kesehatan otak seperti meningkatkan fokus					
2.	Kopi dapat menurunkan risiko terkena diabetes tipe 2					
3.	Kopi dapat meningkatkan kemampuan mengingat					
4.	Kopi dapat membantu kekuatan otot					
5.	Kopi dapat menjaga berat badan ideal					

## D. Kebijakan Publik

No	Pernyataan	SS	S	KS	TS	STS
1.	Kawasan singaparna sebagai penataan tempat kafe					
2.	Pemerintah setempat melayani dengan baik					
3.	Selalu bayar pajak kepada pemerintah					
4.	Keamanan lingkungan dari pihak pemerintah setempat sangat baik					
5.	Kebersihan lingkungan ditangani dengan baik oleh pemerintah					

## E. Kepuasan Pelanggan

No	Pernyataan	SS	S	KS	TS	STS
1.	Produk dan layanan sesuai harapan					
2.	Kesiapan untuk berkunjung kembali					
3.	Kesiapan merekomendasikan kepada teman					
4.	Karyawan bersikap ramah, sopan, santun, dan penampilan rapih					
5.	Yakin atas kualitas produk					

## Lampiran 2: Analisis Data

### Rekapitulasi Data Responden Ragamide

#### 1. Kualitas Layanan

x1	x2	x3	x4	x5	x6	x7	x8	x9	x10	jumlah
5	5	5	5	5	5	5	4	5	4	48
4	4	4	4	4	4	4	4	4	4	40
4	4	4	3	4	4	4	4	4	4	39
5	5	5	5	5	5	5	5	5	5	50
4	5	5	4	5	5	5	4	5	4	46
4	4	5	4	4	4	4	4	4	4	41
4	5	4	4	4	4	4	5	4	4	42
5	5	4	5	4	4	4	4	4	4	43
5	5	4	4	5	4	4	4	5	5	45
5	5	4	4	5	5	5	4	5	5	47
4	5	5	4	4	5	4	4	5	5	45
4	4	4	4	4	4	5	4	5	5	43
5	5	5	4	5	5	5	4	5	5	48
4	4	5	5	4	4	4	4	4	5	43
5	5	5	5	5	4	4	4	4	4	45
3	4	4	4	4	4	4	4	4	4	39
4	4	3	3	4	4	4	3	4	3	36
4	4	5	3	4	4	4	4	4	4	40
4	4	4	4	4	4	4	4	5	4	41
4	4	4	4	4	4	4	5	5	4	42
4	4	5	4	5	5	5	4	5	5	46
4	4	4	4	4	4	4	4	4	4	40
3	4	3	3	3	4	4	3	4	3	34
4	4	4	3	4	3	4	3	4	4	37
4	4	4	3	4	3	4	3	4	4	37
4	4	3	3	3	3	4	3	4	4	35
3	4	3	3	4	4	3	3	4	4	35
3	4	3	3	2	2	3	3	4	5	32
5	5	5	4	5	4	4	3	5	5	45
4	3	4	3	3	3	4	3	4	4	35
4	3	4	3	3	3	4	3	4	4	35
5	4	5	5	5	5	5	4	5	5	48
3	5	5	2	4	3	4	3	5	5	39
3	3	5	3	3	3	3	3	4	5	35
5	4	4	3	4	4	4	4	4	4	40

4	3	3	4	4	4	3	3	4	4	36
4	3	3	3	4	3	4	4	4	4	36
1	1	4	4	3	4	4	4	4	4	33
5	5	5	5	5	4	5	4	5	5	48
4	3	4	3	4	4	5	4	5	5	41
4	4	4	2	4	4	5	4	5	3	39
4	4	4	2	4	4	5	4	5	3	39
3	3	4	3	4	3	5	4	4	3	36
4	4	4	4	4	4	4	4	4	4	40
4	4	4	4	4	4	4	4	4	4	40
5	5	4	5	4	4	4	4	4	4	43
4	4	4	4	4	4	4	4	4	4	40
4	4	4	3	4	4	4	4	4	4	39
4	4	4	4	4	4	4	4	4	4	40
4	4	4	4	4	4	4	4	4	4	40

## 2. Kualitas Produk

x1	x2	x3	x4	x5	x6	jumlah
4	5	5	5	5	5	29
4	4	4	4	4	5	25
3	3	4	4	4	4	22
5	5	5	5	5	5	30
4	4	5	4	4	4	25
4	4	4	5	4	4	25
4	4	5	4	5	4	26
4	4	4	4	4	4	24
5	3	5	5	5	5	28
4	4	4	4	5	4	25
4	5	5	4	4	4	26
5	4	4	4	4	4	25
4	5	5	5	5	5	29
4	4	4	4	4	4	24
4	4	5	4	4	4	25
4	4	4	4	4	4	24
3	4	3	3	3	4	20
4	4	3	3	4	4	22
4	5	5	4	5	4	27
5	5	4	4	5	5	28
5	5	5	5	5	5	30
4	4	4	4	4	4	24

4	4	4	3	4	3	22
3	4	3	3	3	4	20
5	5	5	5	5	5	30
4	4	4	4	4	4	24
3	4	5	4	4	4	24
4	4	4	4	4	4	24
5	5	5	5	5	5	30
4	4	4	4	4	4	24
4	4	4	4	4	4	24
4	4	4	3	4	5	24
5	5	5	3	4	3	25
3	3	3	3	3	3	18
3	4	4	4	4	4	23
4	4	4	4	4	4	24
4	4	4	4	4	4	24
5	4	4	3	4	3	23
4	5	5	5	5	5	29
5	4	4	4	4	4	25
5	4	4	4	4	4	25
5	4	4	4	4	4	25
4	4	4	4	4	4	24
4	4	4	4	4	4	24
4	4	4	4	4	4	24
4	4	4	4	4	4	24
4	4	4	4	4	4	24
3	3	4	4	4	4	22
4	4	4	4	4	4	24
4	4	4	4	4	4	24

### 3. Kopi Sehat

x1	x2	x3	x4	x5	jumlah
5	4	4	4	4	21
4	4	4	4	4	20
4	4	4	4	4	20
5	5	5	5	5	25
4	4	5	4	4	21
4	4	5	4	4	21
4	4	5	4	4	21
4	3	4	4	3	18
4	3	4	3	3	17

4	3	4	3	3	17
4	4	4	4	3	19
4	4	4	3	4	19
4	4	4	4	4	20
4	3	4	3	3	17
4	3	4	3	3	17
4	4	4	4	4	20
4	3	4	4	3	18
5	4	4	3	5	21
5	3	4	3	3	18
5	4	5	5	4	23
5	4	5	5	5	24
4	4	4	4	4	20
4	4	4	3	3	18
4	4	4	4	4	20
5	5	5	5	5	25
5	4	4	4	4	21
4	4	4	4	4	20
5	5	5	5	5	25
5	5	5	5	5	25
4	4	4	3	3	18
4	4	4	3	3	18
4	3	4	3	3	17
5	5	5	5	5	25
5	3	5	3	3	19
5	4	5	3	3	20
5	4	5	4	4	22
4	3	4	4	3	18
4	4	4	3	3	18
5	4	5	4	3	21
5	4	4	3	4	20
5	4	4	4	4	21
5	4	4	4	4	21
4	4	4	4	4	20
4	4	4	4	4	20
4	4	4	4	4	20
4	4	4	4	4	20
4	4	4	4	4	20
5	4	4	4	4	21
5	4	4	4	4	21
5	4	4	4	4	21



#### 4. Kebijakan Publik

x1	x2	x3	x4	x5	jumlah
5	5	4	4	4	22
4	4	4	4	4	20
4	4	4	4	4	20
5	5	5	5	5	25
4	4	4	4	4	20
4	4	4	4	4	20
4	4	4	4	4	20
4	4	4	4	4	20
5	5	4	4	5	23
4	5	4	4	4	21
5	4	4	4	4	21
5	5	4	4	4	22
5	4	5	4	4	22
5	4	4	4	3	20
5	4	4	4	4	21
5	4	4	4	4	21
5	4	4	4	4	21
4	4	5	4	4	21
4	4	4	4	4	20
5	4	4	4	4	21
5	5	5	5	5	25
4	4	4	4	4	20
5	5	4	4	4	22
4	4	4	4	4	20
4	4	4	4	4	20
4	4	4	4	4	20
4	4	4	4	4	20
4	4	4	3	3	18
5	5	5	5	5	25
4	4	4	4	4	20
4	4	4	4	4	20
4	4	4	4	4	20
5	5	5	5	5	25
5	5	4	5	5	24
3	4	4	3	4	18
4	4	4	4	4	20
4	3	4	4	4	19
4	4	4	4	3	19

4	4	4	4	4	20
5	5	5	5	5	25
5	5	5	5	5	25
5	5	5	5	5	25
5	5	5	5	5	25
4	4	4	4	4	20
4	4	4	4	4	20
5	5	5	5	4	24
4	4	4	4	4	20
4	4	4	4	4	20
4	4	4	4	4	20
4	4	4	4	4	20

### 5. Kepuasan Pelanggan

y1	y2	y3	y4	y5	jumlah
5	5	5	5	5	25
4	4	4	4	4	20
4	4	4	4	4	20
5	5	5	5	5	25
4	4	4	4	4	20
4	4	4	4	4	20
4	4	3	4	4	19
4	4	4	4	4	20
5	4	4	4	4	21
4	4	4	4	5	21
5	5	5	4	5	24
4	4	4	5	4	21
5	5	5	5	5	25
4	5	4	5	4	22
4	4	4	4	4	20
4	3	4	4	4	19
4	4	4	4	3	19
4	4	4	5	3	20
4	4	4	4	4	20
4	4	4	4	4	20
5	5	5	5	5	25
4	4	4	4	4	20
3	3	3	4	4	17
4	4	4	4	4	20

4	5	5	5	5	24
4	4	4	4	4	20
3	4	4	4	4	19
4	4	3	3	4	18
5	5	5	5	5	25
4	4	4	4	4	20
4	4	4	4	4	20
4	4	4	5	5	22
3	4	4	5	4	20
4	3	4	4	3	18
4	4	4	5	5	22
4	4	4	4	4	20
4	4	4	4	4	20
4	3	4	4	3	18
5	5	5	5	5	25
4	4	4	5	5	22
5	3	3	5	5	21
5	3	3	5	5	21
4	3	3	5	5	20
4	3	3	5	4	19
4	4	4	4	4	20
4	5	4	4	4	21
4	4	4	4	4	20
4	4	4	4	4	20
4	4	4	4	4	20
4	4	4	4	4	20

## Rekapitulasi Data Responden Vscroastery

### 1. Kualitas Layanan

x1	x2	x3	x4	x5	x6	x7	x8	x9	x10	Jumlah
4	5	4	4	5	4	4	4	5	4	43
5	4	5	5	4	5	5	4	5	5	47
5	5	5	5	5	5	5	5	5	5	50
4	4	5	5	4	4	4	5	4	4	43
4	4	4	3	4	3	3	4	4	4	37
4	4	4	4	4	4	4	4	4	4	40

4	5	4	4	5	5	4	4	5	4	44
5	4	5	4	4	4	4	3	5	4	42
4	4	4	4	4	4	4	3	4	5	40
4	4	4	4	4	4	4	4	4	4	40
4	4	4	4	4	4	4	3	4	5	40
5	5	5	5	5	5	5	5	5	5	50
3	4	4	4	4	4	4	3	4	4	38
4	4	5	5	5	5	5	4	5	5	47
5	5	5	5	5	5	5	4	4	5	48
5	5	5	5	4	4	4	4	5	5	46
4	4	4	4	4	4	4	4	4	4	40
5	5	5	5	5	5	5	5	5	5	50
4	5	4	3	4	4	5	4	4	4	41
5	5	5	5	5	4	4	5	4	4	46
4	4	4	4	4	4	4	4	4	4	40
4	4	4	4	4	4	4	4	4	4	40
4	5	4	3	3	4	4	3	4	4	38
4	4	4	4	4	4	4	4	4	4	40
4	5	4	4	4	4	4	4	5	5	43
4	4	4	4	4	4	4	4	4	4	40
4	4	4	3	4	4	4	4	4	4	39
4	4	5	4	4	4	4	5	5	4	43
5	4	5	4	5	5	5	5	5	5	48
3	4	4	4	4	4	4	5	5	5	42
4	3	4	4	4	4	4	4	4	4	39
4	5	5	4	5	4	5	5	5	5	47
5	5	5	4	5	5	5	5	5	5	49
4	5	5	3	4	4	5	5	5	5	45
4	3	5	4	5	4	5	4	5	4	43
4	5	4	5	4	4	4	5	5	5	45
5	5	5	5	5	5	5	5	5	5	50
5	5	3	3	3	5	5	5	5	5	44
4	4	4	4	4	4	4	4	3	4	39
4	5	5	5	5	5	4	5	5	5	48
4	4	5	4	5	5	5	4	5	5	46
4	3	4	3	3	3	4	3	4	3	34

5	5	4	4	4	4	4	4	4	4	42
5	5	5	5	5	5	5	5	5	5	50
4	4	4	4	4	4	4	4	4	4	40
4	4	4	4	4	4	4	4	4	4	40
5	5	5	5	5	5	5	5	5	5	50
4	4	4	4	4	4	4	4	4	4	40
4	4	4	4	4	4	4	4	4	4	40
4	4	4	4	4	4	4	4	4	4	40

## 2. Kualitas Produk

x1	x2	x3	x4	x5	x6	Jumlah
4	4	5	5	5	4	27
4	5	5	5	5	4	28
5	5	5	5	5	5	30
4	4	5	4	5	4	26
4	4	5	5	5	4	27
4	3	4	4	3	3	21
4	4	4	4	4	4	24
4	4	4	4	5	4	25
5	4	4	4	3	4	24
4	4	4	4	4	4	24
3	3	4	4	4	3	21
5	5	5	5	5	5	30
4	4	4	3	3	3	21
4	4	5	5	5	4	27
4	4	5	4	4	5	26
4	4	5	4	5	4	26
4	4	4	4	4	4	24
5	5	5	5	5	4	29
3	5	5	4	5	4	26
4	5	5	5	4	4	27
4	4	4	4	4	4	24
4	4	4	4	4	4	24
3	3	4	3	4	3	20

4	4	4	4	4	4	24
4	4	5	4	4	4	25
3	4	4	3	4	4	22
4	4	4	4	4	4	24
4	4	4	4	4	4	24
4	5	5	5	4	4	27
4	4	4	4	4	4	24
4	4	5	4	4	4	25
5	5	5	5	5	4	29
4	5	5	4	5	5	28
4	4	5	5	5	5	28
4	5	4	5	5	4	27
3	5	5	5	5	5	28
4	5	5	5	5	5	29
5	4	3	3	3	5	23
4	4	3	4	4	4	23
5	5	5	5	5	4	29
5	4	5	5	5	4	28
3	4	3	3	3	3	19
4	4	4	3	4	3	22
5	5	5	5	5	5	30
4	4	5	5	5	5	28
5	5	5	5	5	5	30
5	5	5	5	5	5	30
4	4	5	5	5	5	28
5	5	5	5	5	5	30
4	4	4	4	4	4	24

### 3. Kopi Sehat

x1	x2	x3	x4	x5	Jumlah
5	4	4	4	4	21
4	4	4	4	4	20
5	5	5	4	4	23
5	5	5	4	4	23
4	4	3	3	3	17

3	3	3	3	3	15
4	4	4	4	4	20
5	4	3	4	4	20
4	4	4	3	4	19
4	4	4	4	4	20
3	3	3	3	3	15
5	4	4	4	4	21
4	4	4	4	4	20
4	3	4	4	3	18
5	4	4	3	3	19
4	3	3	3	3	16
4	4	4	4	4	20
4	4	4	4	4	20
3	4	3	3	4	17
3	3	4	4	3	17
4	4	4	4	4	20
4	4	4	4	4	20
4	3	3	2	3	15
3	2	3	3	2	13
5	3	4	4	3	19
4	4	3	3	3	17
4	3	3	4	3	17
5	4	4	4	2	19
4	3	3	3	3	16
5	4	4	3	3	19
5	4	4	4	4	21
5	4	4	3	3	19
2	4	4	2	2	14
5	4	5	4	4	22
4	4	4	4	3	19
4	3	4	3	3	17
5	4	4	4	4	21
5	5	5	5	5	25
3	3	3	4	4	17
5	4	4	4	4	21
4	4	4	4	4	20

3	3	3	3	3	15
4	4	4	4	4	20
5	5	4	5	5	24
4	4	4	4	4	20
4	5	5	5	4	23
5	5	4	5	5	24
4	4	4	4	4	20
4	5	5	5	4	23
4	4	4	4	4	20

#### 4. Kebijakan Publik

x1	x2	x3	x4	x5	Jumlah
5	5	5	4	4	23
5	5	5	4	4	23
5	5	5	5	5	25
4	4	4	4	4	20
4	3	4	3	3	17
4	4	4	4	3	19
4	4	4	4	4	20
5	4	4	4	4	21
4	4	4	4	4	20
4	4	4	4	4	20
4	3	4	3	3	17
4	5	5	5	5	24
4	3	4	3	3	17
4	3	4	4	3	18
5	4	4	5	5	23
4	4	4	4	4	20
4	4	4	3	4	19
5	5	5	5	5	25
5	5	5	5	4	24
4	4	4	4	4	20
4	4	4	4	4	20
4	4	4	4	4	20
4	4	3	3	3	17



4	4	4	4	4	20
4	4	5	5	4	22
4	4	5	4	4	21
4	4	4	3	3	18
5	4	3	4	3	19
3	4	4	5	4	20
3	3	4	4	3	17
4	3	4	3	3	17
4	4	5	5	5	23
4	4	4	4	4	20
5	5	4	5	4	23
4	4	4	4	4	20
3	4	4	5	5	21
4	5	5	5	5	24
3	5	5	5	3	21
3	4	5	4	4	20
4	4	4	4	5	21
5	5	5	5	5	25
3	3	3	3	3	15
4	4	4	4	4	20
5	5	5	5	5	25
4	4	4	4	4	20
5	4	4	4	4	21
5	5	5	5	5	25
4	4	4	4	4	20
5	4	4	4	4	21
4	4	4	4	4	20

### 5. Kepuasan Pelanggan

y1	y2	y3	y4	y5	Jumlah
5	5	5	5	5	25
5	5	5	5	5	25
5	5	5	5	5	25
4	4	4	4	4	20
4	5	4	4	4	21

4	4	4	4	4	20
4	4	4	4	4	20
4	4	4	4	4	20
4	4	4	4	4	20
4	4	4	4	4	20
4	4	4	4	4	20
5	5	5	5	5	25
4	3	3	4	4	18
4	5	5	5	5	24
5	5	5	5	5	25
4	5	4	5	5	23
4	4	4	4	4	20
5	5	5	5	5	25
4	5	5	5	4	23
5	5	5	5	5	25
4	4	4	4	4	20
4	4	4	4	4	20
3	4	4	4	4	19
4	4	4	4	4	20
5	5	5	4	4	23
4	4	4	4	4	20
4	4	4	4	4	20
5	5	5	5	4	24
4	5	4	5	4	22
4	4	4	4	4	20
4	4	4	4	4	20
5	5	5	5	5	25
4	4	4	4	4	20
5	5	5	5	5	25
5	4	4	5	5	23
4	4	4	4	4	20
5	4	4	4	4	21
3	5	5	5	3	21
4	3	5	4	4	20
5	4	5	5	5	24
5	5	5	5	5	25

3	3	3	3	3	15
4	4	4	4	4	20
5	5	5	5	5	25
4	4	4	4	4	20
5	5	5	5	5	25
5	5	5	5	5	25
4	4	4	4	4	20
5	5	5	5	5	25
4	4	4	4	4	20

## Transformasi Data MSI Ragamide

### 1. Kualitas Layanan

Successive Interval										
x1	x2	x3	x4	x5	x6	x7	x8	x9	x10	Jumlah
4.716	4.623	3.749	4.506	4.767	4.942	4.106	2.549	2.624	2.468	39.050
3.308	3.254	2.366	3.310	3.306	3.478	2.592	2.549	1.000	2.468	27.633
3.308	3.254	2.366	2.199	3.306	3.478	2.592	2.549	1.000	2.468	26.522
4.716	4.623	3.749	4.506	4.767	4.942	4.106	4.233	2.624	3.914	42.179
3.308	4.623	3.749	3.310	4.767	4.942	4.106	2.549	2.624	2.468	36.446
3.308	3.254	3.749	3.310	3.306	3.478	2.592	2.549	1.000	2.468	29.016
3.308	4.623	2.366	3.310	3.306	3.478	2.592	4.233	1.000	2.468	30.686
4.716	4.623	2.366	4.506	3.306	3.478	2.592	2.549	1.000	2.468	31.606
4.716	4.623	2.366	3.310	4.767	3.478	2.592	2.549	2.624	3.914	34.940
4.716	4.623	2.366	3.310	4.767	4.942	4.106	2.549	2.624	3.914	37.918
3.308	4.623	3.749	3.310	3.306	4.942	2.592	2.549	2.624	3.914	34.918
3.308	3.254	2.366	3.310	3.306	3.478	4.106	2.549	2.624	3.914	32.217
4.716	4.623	3.749	3.310	4.767	4.942	4.106	2.549	2.624	3.914	39.300
3.308	3.254	3.749	4.506	3.306	3.478	2.592	2.549	1.000	3.914	31.657
4.716	4.623	3.749	4.506	4.767	3.478	2.592	2.549	1.000	2.468	34.449
2.029	3.254	2.366	3.310	3.306	3.478	2.592	2.549	1.000	2.468	26.354
3.308	3.254	1.000	2.199	3.306	3.478	2.592	1.000	1.000	1.000	22.138
3.308	3.254	3.749	2.199	3.306	3.478	2.592	2.549	1.000	2.468	27.905
3.308	3.254	2.366	3.310	3.306	3.478	2.592	2.549	2.624	2.468	29.257
3.308	3.254	2.366	3.310	3.306	3.478	2.592	4.233	2.624	2.468	30.940
3.308	3.254	3.749	3.310	4.767	4.942	4.106	2.549	2.624	3.914	36.523
3.308	3.254	2.366	3.310	3.306	3.478	2.592	2.549	1.000	2.468	27.633
2.029	3.254	1.000	2.199	1.970	3.478	2.592	1.000	1.000	1.000	19.522
3.308	3.254	2.366	2.199	3.306	2.135	2.592	1.000	1.000	2.468	23.629
3.308	3.254	2.366	2.199	3.306	2.135	2.592	1.000	1.000	2.468	23.629

3.308	3.254	1.000	2.199	1.970	2.135	2.592	1.000	1.000	2.468	20.926
2.029	3.254	1.000	2.199	3.306	3.478	1.000	1.000	1.000	2.468	20.735
2.029	3.254	1.000	2.199	1.000	1.000	1.000	1.000	1.000	3.914	17.396
4.716	4.623	3.749	3.310	4.767	3.478	2.592	1.000	2.624	3.914	34.773
3.308	2.029	2.366	2.199	1.970	2.135	2.592	1.000	1.000	2.468	21.067
3.308	2.029	2.366	2.199	1.970	2.135	2.592	1.000	1.000	2.468	21.067
4.716	3.254	3.749	4.506	4.767	4.942	4.106	2.549	2.624	3.914	39.127
2.029	4.623	3.749	1.000	3.306	2.135	2.592	1.000	2.624	3.914	26.971
2.029	2.029	3.749	2.199	1.970	2.135	1.000	1.000	1.000	3.914	21.024
4.716	3.254	2.366	2.199	3.306	3.478	2.592	2.549	1.000	2.468	27.930
3.308	2.029	1.000	3.310	3.306	3.478	1.000	1.000	1.000	2.468	21.900
3.308	2.029	1.000	2.199	3.306	2.135	2.592	2.549	1.000	2.468	22.587
1.000	1.000	2.366	3.310	1.970	3.478	2.592	2.549	1.000	2.468	21.734
4.716	4.623	3.749	4.506	4.767	3.478	4.106	2.549	2.624	3.914	39.032
3.308	2.029	2.366	2.199	3.306	3.478	4.106	2.549	2.624	3.914	29.880
3.308	3.254	2.366	1.000	3.306	3.478	4.106	2.549	2.624	1.000	26.992
3.308	3.254	2.366	1.000	3.306	3.478	4.106	2.549	2.624	1.000	26.992
2.029	2.029	2.366	2.199	3.306	2.135	4.106	2.549	1.000	1.000	22.719
3.308	3.254	2.366	3.310	3.306	3.478	2.592	2.549	1.000	2.468	27.633
3.308	3.254	2.366	3.310	3.306	3.478	2.592	2.549	1.000	2.468	27.633
4.716	4.623	2.366	4.506	3.306	3.478	2.592	2.549	1.000	2.468	31.606
3.308	3.254	2.366	3.310	3.306	3.478	2.592	2.549	1.000	2.468	27.633
3.308	3.254	2.366	2.199	3.306	3.478	2.592	2.549	1.000	2.468	26.522
3.308	3.254	2.366	3.310	3.306	3.478	2.592	2.549	1.000	2.468	27.633
3.308	3.254	2.366	3.310	3.306	3.478	2.592	2.549	1.000	2.468	27.633

## 2. Kualitas Produk

Successive Interval						
x1	x2	x3	x4	x5	x6	Jumlah
2.447	4.204	4.017	3.978	4.281	4.204	23.132
2.447	2.648	2.537	2.492	2.711	4.204	17.040
1.000	1.000	2.537	2.492	2.711	2.648	12.388
3.885	4.204	4.017	3.978	4.281	4.204	24.570
2.447	2.648	4.017	2.492	2.711	2.648	16.963
2.447	2.648	2.537	3.978	2.711	2.648	16.970
2.447	2.648	4.017	2.492	4.281	2.648	18.533
2.447	2.648	2.537	2.492	2.711	2.648	15.483
3.885	1.000	4.017	3.978	4.281	4.204	21.366
2.447	2.648	2.537	2.492	4.281	2.648	17.053
2.447	4.204	4.017	2.492	2.711	2.648	18.520

3.885	2.648	2.537	2.492	2.711	2.648	16.921
2.447	4.204	4.017	3.978	4.281	4.204	23.132
2.447	2.648	2.537	2.492	2.711	2.648	15.483
2.447	2.648	4.017	2.492	2.711	2.648	16.963
2.447	2.648	2.537	2.492	2.711	2.648	15.483
1.000	2.648	1.000	1.000	1.000	2.648	9.295
2.447	2.648	1.000	1.000	2.711	2.648	12.454
2.447	4.204	4.017	2.492	4.281	2.648	20.089
3.885	4.204	2.537	2.492	4.281	4.204	21.603
3.885	4.204	4.017	3.978	4.281	4.204	24.570
2.447	2.648	2.537	2.492	2.711	2.648	15.483
2.447	2.648	2.537	1.000	2.711	1.000	12.344
1.000	2.648	1.000	1.000	1.000	2.648	9.295
3.885	4.204	4.017	3.978	4.281	4.204	24.570
2.447	2.648	2.537	2.492	2.711	2.648	15.483
1.000	2.648	4.017	2.492	2.711	2.648	15.516
2.447	2.648	2.537	2.492	2.711	2.648	15.483
3.885	4.204	4.017	3.978	4.281	4.204	24.570
2.447	2.648	2.537	2.492	2.711	2.648	15.483
2.447	2.648	2.537	2.492	2.711	2.648	15.483
2.447	2.648	2.537	1.000	2.711	4.204	15.548
3.885	4.204	4.017	1.000	2.711	1.000	16.818
1.000	1.000	1.000	1.000	1.000	1.000	6.000
1.000	2.648	2.537	2.492	2.711	2.648	14.036
2.447	2.648	2.537	2.492	2.711	2.648	15.483
2.447	2.648	2.537	2.492	2.711	2.648	15.483
3.885	2.648	2.537	1.000	2.711	1.000	13.782
2.447	4.204	4.017	3.978	4.281	4.204	23.132
3.885	2.648	2.537	2.492	2.711	2.648	16.921
3.885	2.648	2.537	2.492	2.711	2.648	16.921
3.885	2.648	2.537	2.492	2.711	2.648	16.921
2.447	2.648	2.537	2.492	2.711	2.648	15.483
2.447	2.648	2.537	2.492	2.711	2.648	15.483
2.447	2.648	2.537	2.492	2.711	2.648	15.483
2.447	2.648	2.537	2.492	2.711	2.648	15.483
2.447	2.648	2.537	2.492	2.711	2.648	15.483
1.000	1.000	2.537	2.492	2.711	2.648	12.388
2.447	2.648	2.537	2.492	2.711	2.648	15.483
2.447	2.648	2.537	2.492	2.711	2.648	15.483

### 3. Kopi Sehat

<b>Successive Interval</b>					
<b>x1</b>	<b>x2</b>	<b>x3</b>	<b>x4</b>	<b>x5</b>	<b>jumlah</b>
2.605	2.549	1.000	2.382	2.354	10.890
1.000	2.549	1.000	2.382	2.354	9.286
1.000	2.549	1.000	2.382	2.354	9.286
2.605	4.155	2.670	3.749	3.668	16.846
1.000	2.549	2.670	2.382	2.354	10.955
1.000	2.549	2.670	2.382	2.354	10.955
1.000	2.549	2.670	2.382	2.354	10.955
1.000	1.000	1.000	2.382	1.000	6.382
1.000	1.000	1.000	1.000	1.000	5.000
1.000	1.000	1.000	1.000	1.000	5.000
1.000	2.549	1.000	2.382	1.000	7.931
1.000	2.549	1.000	1.000	2.354	7.903
1.000	2.549	1.000	2.382	2.354	9.286
1.000	1.000	1.000	1.000	1.000	5.000
1.000	1.000	1.000	1.000	1.000	5.000
1.000	2.549	1.000	2.382	2.354	9.286
1.000	1.000	1.000	2.382	1.000	6.382
2.605	2.549	1.000	1.000	3.668	10.821
2.605	1.000	1.000	1.000	1.000	6.605
2.605	2.549	2.670	3.749	2.354	13.927
2.605	2.549	2.670	3.749	3.668	15.240
1.000	2.549	1.000	2.382	2.354	9.286
1.000	2.549	1.000	1.000	1.000	6.549
1.000	2.549	1.000	2.382	2.354	9.286
2.605	4.155	2.670	3.749	3.668	16.846
2.605	2.549	1.000	2.382	2.354	10.890
1.000	2.549	1.000	2.382	2.354	9.286
2.605	4.155	2.670	3.749	3.668	16.846
2.605	4.155	2.670	3.749	3.668	16.846
1.000	2.549	1.000	1.000	1.000	6.549
1.000	2.549	1.000	1.000	1.000	6.549
1.000	1.000	1.000	1.000	1.000	5.000
2.605	4.155	2.670	3.749	3.668	16.846
2.605	1.000	2.670	1.000	1.000	8.274
2.605	2.549	2.670	1.000	1.000	9.823
2.605	2.549	2.670	2.382	2.354	12.560
1.000	1.000	1.000	2.382	1.000	6.382
1.000	2.549	1.000	1.000	1.000	6.549
2.605	2.549	2.670	2.382	1.000	11.206

2.605	2.549	1.000	1.000	2.354	9.508
2.605	2.549	1.000	2.382	2.354	10.890
2.605	2.549	1.000	2.382	2.354	10.890
1.000	2.549	1.000	2.382	2.354	9.286
1.000	2.549	1.000	2.382	2.354	9.286
1.000	2.549	1.000	2.382	2.354	9.286
1.000	2.549	1.000	2.382	2.354	9.286
1.000	2.549	1.000	2.382	2.354	9.286
2.605	2.549	1.000	2.382	2.354	10.890
2.605	2.549	1.000	2.382	2.354	10.890
2.605	2.549	1.000	2.382	2.354	10.890

#### 4. Kebijakan Publik

<b>Successive Interval</b>					
<b>x1</b>	<b>x2</b>	<b>x3</b>	<b>x4</b>	<b>x5</b>	<b>jumlah</b>
4.352	4.580	1.000	2.899	2.768	15.599
2.809	2.981	1.000	2.899	2.768	12.458
2.809	2.981	1.000	2.899	2.768	12.458
4.352	4.580	2.725	4.554	4.385	20.596
2.809	2.981	1.000	2.899	2.768	12.458
2.809	2.981	1.000	2.899	2.768	12.458
2.809	2.981	1.000	2.899	2.768	12.458
2.809	2.981	1.000	2.899	2.768	12.458
4.352	4.580	1.000	2.899	4.385	17.216
2.809	4.580	1.000	2.899	2.768	14.057
4.352	2.981	1.000	2.899	2.768	14.000
4.352	4.580	1.000	2.899	2.768	15.599
4.352	2.981	2.725	2.899	2.768	15.725
4.352	2.981	1.000	2.899	1.000	12.232
4.352	2.981	1.000	2.899	2.768	14.000
4.352	2.981	1.000	2.899	2.768	14.000
4.352	2.981	1.000	2.899	2.768	14.000
2.809	2.981	2.725	2.899	2.768	14.183
2.809	2.981	1.000	2.899	2.768	12.458
4.352	2.981	1.000	2.899	2.768	14.000
4.352	4.580	2.725	4.554	4.385	20.596
2.809	2.981	1.000	2.899	2.768	12.458
4.352	4.580	1.000	2.899	2.768	15.599
2.809	2.981	1.000	2.899	2.768	12.458
2.809	2.981	1.000	2.899	2.768	12.458
2.809	2.981	1.000	2.899	2.768	12.458
2.809	2.981	1.000	2.899	2.768	12.458

2.809	2.981	1.000	1.000	1.000	8.790
4.352	4.580	2.725	4.554	4.385	20.596
2.809	2.981	1.000	2.899	2.768	12.458
2.809	2.981	1.000	2.899	2.768	12.458
2.809	2.981	1.000	2.899	2.768	12.458
4.352	4.580	2.725	4.554	4.385	20.596
4.352	4.580	1.000	4.554	4.385	18.871
1.000	2.981	1.000	1.000	2.768	8.749
2.809	2.981	1.000	2.899	2.768	12.458
2.809	1.000	1.000	2.899	2.768	10.477
2.809	2.981	1.000	2.899	1.000	10.690
2.809	2.981	1.000	2.899	2.768	12.458
4.352	4.580	2.725	4.554	4.385	20.596
4.352	4.580	2.725	4.554	4.385	20.596
4.352	4.580	2.725	4.554	4.385	20.596
4.352	4.580	2.725	4.554	4.385	20.596
2.809	2.981	1.000	2.899	2.768	12.458
2.809	2.981	1.000	2.899	2.768	12.458
4.352	4.580	2.725	4.554	2.768	18.979
2.809	2.981	1.000	2.899	2.768	12.458
2.809	2.981	1.000	2.899	2.768	12.458
2.809	2.981	1.000	2.899	2.768	12.458
2.809	2.981	1.000	2.899	2.768	12.458

### 5. Kepuasan Pelanggan

<b>Successive Interval</b>					
<b>y1</b>	<b>y2</b>	<b>y3</b>	<b>y4</b>	<b>y5</b>	<b>jumlah</b>
4.385	3.921	4.111	4.460	4.017	20.894
2.768	2.463	2.560	2.896	2.537	13.225
2.768	2.463	2.560	2.896	2.537	13.225
4.385	3.921	4.111	4.460	4.017	20.894
2.768	2.463	2.560	2.896	2.537	13.225
2.768	2.463	2.560	2.896	2.537	13.225
2.768	2.463	1.000	2.896	2.537	11.664
2.768	2.463	2.560	2.896	2.537	13.225
4.385	2.463	2.560	2.896	2.537	14.842
2.768	2.463	2.560	2.896	4.017	14.705
4.385	3.921	4.111	2.896	4.017	19.329
2.768	2.463	2.560	4.460	2.537	14.789
4.385	3.921	4.111	4.460	4.017	20.894
2.768	3.921	2.560	4.460	2.537	16.246
2.768	2.463	2.560	2.896	2.537	13.225



2.768	1.000	2.560	2.896	2.537	11.761
2.768	2.463	2.560	2.896	1.000	11.687
2.768	2.463	2.560	4.460	1.000	13.252
2.768	2.463	2.560	2.896	2.537	13.225
2.768	2.463	2.560	2.896	2.537	13.225
4.385	3.921	4.111	4.460	4.017	20.894
2.768	2.463	2.560	2.896	2.537	13.225
1.000	1.000	1.000	2.896	2.537	8.433
2.768	2.463	2.560	2.896	2.537	13.225
2.768	3.921	4.111	4.460	4.017	19.276
2.768	2.463	2.560	2.896	2.537	13.225
1.000	2.463	2.560	2.896	2.537	11.457
2.768	2.463	1.000	1.000	2.537	9.769
4.385	3.921	4.111	4.460	4.017	20.894
2.768	2.463	2.560	2.896	2.537	13.225
2.768	2.463	2.560	2.896	2.537	13.225
2.768	2.463	2.560	4.460	4.017	16.269
1.000	2.463	2.560	4.460	2.537	13.021
2.768	1.000	2.560	2.896	1.000	10.224
2.768	2.463	2.560	4.460	4.017	16.269
2.768	2.463	2.560	2.896	2.537	13.225
2.768	2.463	2.560	2.896	2.537	13.225
2.768	1.000	2.560	2.896	1.000	10.224
4.385	3.921	4.111	4.460	4.017	20.894
2.768	2.463	2.560	4.460	4.017	16.269
4.385	1.000	1.000	4.460	4.017	14.863
4.385	1.000	1.000	4.460	4.017	14.863
2.768	1.000	1.000	4.460	4.017	13.245
2.768	1.000	1.000	4.460	2.537	11.765
2.768	2.463	2.560	2.896	2.537	13.225
2.768	3.921	2.560	2.896	2.537	14.682
2.768	2.463	2.560	2.896	2.537	13.225
2.768	2.463	2.560	2.896	2.537	13.225
2.768	2.463	2.560	2.896	2.537	13.225
2.768	2.463	2.560	2.896	2.537	13.225

## Transformasi Data MSI Vscroastery

### 1. Kualitas Layanan

Successive Interval										
x1	x2	x3	x4	x5	x6	x7	x8	x9	x10	jumlah
2.758	3.916	2.809	2.393	4.063	2.758	2.924	2.359	4.251	2.780	31.012
4.313	2.463	4.352	3.792	2.573	4.313	4.499	2.359	4.251	4.317	37.232
4.313	3.916	4.352	3.792	4.063	4.313	4.499	3.745	4.251	4.317	41.561
2.758	2.463	4.352	3.792	2.573	2.758	2.924	3.745	2.721	2.780	30.866
2.758	2.463	2.809	1.000	2.573	1.000	1.000	2.359	2.721	2.780	21.463
2.758	2.463	2.809	2.393	2.573	2.758	2.924	2.359	2.721	2.780	26.539
2.758	3.916	2.809	2.393	4.063	4.313	2.924	2.359	4.251	2.780	32.567
4.313	2.463	4.352	2.393	2.573	2.758	2.924	1.000	4.251	2.780	29.807
2.758	2.463	2.809	2.393	2.573	2.758	2.924	1.000	2.721	4.317	26.717
2.758	2.463	2.809	2.393	2.573	2.758	2.924	2.359	2.721	2.780	26.539
2.758	2.463	2.809	2.393	2.573	2.758	2.924	1.000	2.721	4.317	26.717
4.313	3.916	4.352	3.792	4.063	4.313	4.499	3.745	4.251	4.317	41.561
1.000	2.463	2.809	2.393	2.573	2.758	2.924	1.000	2.721	2.780	23.422
2.758	2.463	4.352	3.792	4.063	4.313	4.499	2.359	4.251	4.317	37.167
4.313	3.916	4.352	3.792	4.063	4.313	4.499	2.359	2.721	4.317	38.645
4.313	3.916	4.352	3.792	2.573	2.758	2.924	2.359	4.251	4.317	35.556
2.758	2.463	2.809	2.393	2.573	2.758	2.924	2.359	2.721	2.780	26.539
4.313	3.916	4.352	3.792	4.063	4.313	4.499	3.745	4.251	4.317	41.561
2.758	3.916	2.809	1.000	2.573	2.758	4.499	2.359	2.721	2.780	28.173
4.313	3.916	4.352	3.792	4.063	2.758	2.924	3.745	2.721	2.780	35.364
2.758	2.463	2.809	2.393	2.573	2.758	2.924	2.359	2.721	2.780	26.539
2.758	2.463	2.809	2.393	2.573	2.758	2.924	2.359	2.721	2.780	26.539
2.758	3.916	2.809	1.000	1.000	2.758	2.924	1.000	2.721	2.780	23.667
2.758	2.463	2.809	2.393	2.573	2.758	2.924	2.359	2.721	2.780	26.539
2.758	3.916	2.809	2.393	2.573	2.758	2.924	2.359	4.251	4.317	31.059
2.758	2.463	2.809	2.393	2.573	2.758	2.924	2.359	2.721	2.780	26.539
2.758	2.463	2.809	1.000	2.573	2.758	2.924	2.359	2.721	2.780	25.146
2.758	2.463	4.352	2.393	2.573	2.758	2.924	3.745	4.251	2.780	30.997
4.313	2.463	4.352	2.393	4.063	4.313	4.499	3.745	4.251	4.317	38.709
1.000	2.463	2.809	2.393	2.573	2.758	2.924	3.745	4.251	4.317	29.234
2.758	1.000	2.809	2.393	2.573	2.758	2.924	2.359	2.721	2.780	25.076
2.758	3.916	4.352	2.393	4.063	2.758	4.499	3.745	4.251	4.317	37.052
4.313	3.916	4.352	2.393	4.063	4.313	4.499	3.745	4.251	4.317	40.162
2.758	3.916	4.352	1.000	2.573	2.758	4.499	3.745	4.251	4.317	34.169
2.758	1.000	4.352	2.393	4.063	2.758	4.499	2.359	4.251	2.780	31.213
2.758	3.916	2.809	3.792	2.573	2.758	2.924	3.745	4.251	4.317	33.844
4.313	3.916	4.352	3.792	4.063	4.313	4.499	3.745	4.251	4.317	41.561
4.313	3.916	1.000	1.000	1.000	4.313	4.499	3.745	4.251	4.317	32.354

2.758	2.463	2.809	2.393	2.573	2.758	2.924	2.359	1.000	2.780	24.818
2.758	3.916	4.352	3.792	4.063	4.313	2.924	3.745	4.251	4.317	38.431
2.758	2.463	4.352	2.393	4.063	4.313	4.499	2.359	4.251	4.317	35.768
2.758	1.000	2.809	1.000	1.000	1.000	2.924	1.000	2.721	1.000	17.212
4.313	3.916	2.809	2.393	2.573	2.758	2.924	2.359	2.721	2.780	29.547
4.313	3.916	4.352	3.792	4.063	4.313	4.499	3.745	4.251	4.317	41.561
2.758	2.463	2.809	2.393	2.573	2.758	2.924	2.359	2.721	2.780	26.539
2.758	2.463	2.809	2.393	2.573	2.758	2.924	2.359	2.721	2.780	26.539
4.313	3.916	4.352	3.792	4.063	4.313	4.499	3.745	4.251	4.317	41.561
2.758	2.463	2.809	2.393	2.573	2.758	2.924	2.359	2.721	2.780	26.539
2.758	2.463	2.809	2.393	2.573	2.758	2.924	2.359	2.721	2.780	26.539
2.758	2.463	2.809	2.393	2.573	2.758	2.924	2.359	2.721	2.780	26.539

## 2. Kualitas Produk

Successive Interval						
x1	x2	x3	x4	x5	x6	jumlah
2.494	2.573	3.690	3.563	3.553	2.439	18.312
2.494	4.063	3.690	3.563	3.553	2.439	19.802
3.962	4.063	3.690	3.563	3.553	3.869	22.701
2.494	2.573	3.690	2.225	3.553	2.439	16.974
2.494	2.573	3.690	3.563	3.553	2.439	18.312
2.494	1.000	2.261	2.225	1.000	1.000	9.980
2.494	2.573	2.261	2.225	2.196	2.439	14.189
2.494	2.573	2.261	2.225	3.553	2.439	15.545
3.962	2.573	2.261	2.225	1.000	2.439	14.461
2.494	2.573	2.261	2.225	2.196	2.439	14.189
1.000	1.000	2.261	2.225	2.196	1.000	9.683
3.962	4.063	3.690	3.563	3.553	3.869	22.701
2.494	2.573	2.261	1.000	1.000	1.000	10.328
2.494	2.573	3.690	3.563	3.553	2.439	18.312
2.494	2.573	3.690	2.225	2.196	3.869	17.048
2.494	2.573	3.690	2.225	3.553	2.439	16.974
2.494	2.573	2.261	2.225	2.196	2.439	14.189
3.962	4.063	3.690	3.563	3.553	2.439	21.271
1.000	4.063	3.690	2.225	3.553	2.439	16.970
2.494	4.063	3.690	3.563	2.196	2.439	18.446
2.494	2.573	2.261	2.225	2.196	2.439	14.189
2.494	2.573	2.261	2.225	2.196	2.439	14.189
1.000	1.000	2.261	1.000	2.196	1.000	8.457
2.494	2.573	2.261	2.225	2.196	2.439	14.189
2.494	2.573	3.690	2.225	2.196	2.439	15.618

1.000	2.573	2.261	1.000	2.196	2.439	11.470
2.494	2.573	2.261	2.225	2.196	2.439	14.189
2.494	2.573	2.261	2.225	2.196	2.439	14.189
2.494	4.063	3.690	3.563	2.196	2.439	18.446
2.494	2.573	2.261	2.225	2.196	2.439	14.189
2.494	2.573	3.690	2.225	2.196	2.439	15.618
3.962	4.063	3.690	3.563	3.553	2.439	21.271
2.494	4.063	3.690	2.225	3.553	3.869	19.894
2.494	2.573	3.690	3.563	3.553	3.869	19.742
2.494	4.063	2.261	3.563	3.553	2.439	18.373
1.000	4.063	3.690	3.563	3.553	3.869	19.738
2.494	4.063	3.690	3.563	3.553	3.869	21.232
3.962	2.573	1.000	1.000	1.000	3.869	13.405
2.494	2.573	1.000	2.225	2.196	2.439	12.928
3.962	4.063	3.690	3.563	3.553	2.439	21.271
3.962	2.573	3.690	3.563	3.553	2.439	19.781
1.000	2.573	1.000	1.000	1.000	1.000	7.573
2.494	2.573	2.261	1.000	2.196	1.000	11.524
3.962	4.063	3.690	3.563	3.553	3.869	22.701
2.494	2.573	3.690	3.563	3.553	3.869	19.742
3.962	4.063	3.690	3.563	3.553	3.869	22.701
3.962	4.063	3.690	3.563	3.553	3.869	22.701
2.494	2.573	3.690	3.563	3.553	3.869	19.742
3.962	4.063	3.690	3.563	3.553	3.869	22.701
2.494	2.573	2.261	2.225	2.196	2.439	14.189

### 3. Kopi Sehat

<b>Successive Interval</b>					
<b>x1</b>	<b>x2</b>	<b>x3</b>	<b>x4</b>	<b>x5</b>	<b>jumlah</b>
4.499	3.591	2.448	3.468	3.480	17.486
3.175	3.591	2.448	3.468	3.480	16.162
4.499	5.011	3.915	3.468	3.480	20.372
4.499	5.011	3.915	3.468	3.480	20.372
3.175	3.591	1.000	2.185	2.199	12.150
2.029	2.271	1.000	2.185	2.199	9.684
3.175	3.591	2.448	3.468	3.480	16.162
4.499	3.591	1.000	3.468	3.480	16.038
3.175	3.591	2.448	2.185	3.480	14.879
3.175	3.591	2.448	3.468	3.480	16.162
2.029	2.271	1.000	2.185	2.199	9.684
4.499	3.591	2.448	3.468	3.480	17.486

3.175	3.591	2.448	3.468	3.480	16.162
3.175	2.271	2.448	3.468	2.199	13.562
4.499	3.591	2.448	2.185	2.199	14.922
3.175	2.271	1.000	2.185	2.199	10.830
3.175	3.591	2.448	3.468	3.480	16.162
3.175	3.591	2.448	3.468	3.480	16.162
2.029	3.591	1.000	2.185	3.480	12.285
2.029	2.271	2.448	3.468	2.199	12.416
3.175	3.591	2.448	3.468	3.480	16.162
3.175	3.591	2.448	3.468	3.480	16.162
3.175	2.271	1.000	1.000	2.199	9.645
2.029	1.000	1.000	2.185	1.000	7.214
4.499	2.271	2.448	3.468	2.199	14.886
3.175	3.591	1.000	2.185	2.199	12.150
3.175	2.271	1.000	3.468	2.199	12.114
4.499	3.591	2.448	3.468	1.000	15.006
3.175	2.271	1.000	2.185	2.199	10.830
4.499	3.591	2.448	2.185	2.199	14.922
4.499	3.591	2.448	3.468	3.480	17.486
4.499	3.591	2.448	2.185	2.199	14.922
1.000	3.591	2.448	1.000	1.000	9.039
4.499	3.591	3.915	3.468	3.480	18.952
3.175	3.591	2.448	3.468	2.199	14.881
3.175	2.271	2.448	2.185	2.199	12.278
4.499	3.591	2.448	3.468	3.480	17.486
4.499	5.011	3.915	4.909	4.971	23.304
2.029	2.271	1.000	3.468	3.480	12.249
4.499	3.591	2.448	3.468	3.480	17.486
3.175	3.591	2.448	3.468	3.480	16.162
2.029	2.271	1.000	2.185	2.199	9.684
3.175	3.591	2.448	3.468	3.480	16.162
4.499	5.011	2.448	4.909	4.971	21.838
3.175	3.591	2.448	3.468	3.480	16.162
3.175	5.011	3.915	4.909	3.480	20.490
4.499	5.011	2.448	4.909	4.971	21.838
3.175	3.591	2.448	3.468	3.480	16.162
3.175	5.011	3.915	4.909	3.480	20.490
3.175	3.591	2.448	3.468	3.480	16.162

#### 4. Kebijakan Publik

<b>Successive Interval</b>					
<b>x1</b>	<b>x2</b>	<b>x3</b>	<b>x4</b>	<b>x5</b>	<b>jumlah</b>
3.869	3.885	4.144	2.327	2.323	16.549
3.869	3.885	4.144	2.327	2.323	16.549
3.869	3.885	4.144	3.680	3.641	19.220
2.439	2.447	2.628	2.327	2.323	12.165
2.439	1.000	2.628	1.000	1.000	8.068
2.439	2.447	2.628	2.327	1.000	10.842
2.439	2.447	2.628	2.327	2.323	12.165
3.869	2.447	2.628	2.327	2.323	13.595
2.439	2.447	2.628	2.327	2.323	12.165
2.439	2.447	2.628	2.327	2.323	12.165
2.439	1.000	2.628	1.000	1.000	8.068
2.439	3.885	4.144	3.680	3.641	17.790
2.439	1.000	2.628	1.000	1.000	8.068
2.439	1.000	2.628	2.327	1.000	9.395
3.869	2.447	2.628	3.680	3.641	16.266
2.439	2.447	2.628	2.327	2.323	12.165
2.439	2.447	2.628	1.000	2.323	10.838
3.869	3.885	4.144	3.680	3.641	19.220
3.869	3.885	4.144	3.680	2.323	17.901
2.439	2.447	2.628	2.327	2.323	12.165
2.439	2.447	2.628	2.327	2.323	12.165
2.439	2.447	2.628	2.327	2.323	12.165
2.439	2.447	1.000	1.000	1.000	7.887
2.439	2.447	2.628	2.327	2.323	12.165
2.439	2.447	4.144	3.680	2.323	15.033
2.439	2.447	4.144	2.327	2.323	13.681
2.439	2.447	2.628	1.000	1.000	9.515
3.869	2.447	1.000	2.327	1.000	10.644
1.000	2.447	2.628	3.680	2.323	12.078
1.000	1.000	2.628	2.327	1.000	7.956
2.439	1.000	2.628	1.000	1.000	8.068
2.439	2.447	4.144	3.680	3.641	16.352
2.439	2.447	2.628	2.327	2.323	12.165
3.869	3.885	2.628	3.680	2.323	16.385
2.439	2.447	2.628	2.327	2.323	12.165
1.000	2.447	2.628	3.680	3.641	13.397
2.439	3.885	4.144	3.680	3.641	17.790
1.000	3.885	4.144	3.680	1.000	13.709
1.000	2.447	4.144	2.327	2.323	12.242

2.439	2.447	2.628	2.327	3.641	13.484
3.869	3.885	4.144	3.680	3.641	19.220
1.000	1.000	1.000	1.000	1.000	5.000
2.439	2.447	2.628	2.327	2.323	12.165
3.869	3.885	4.144	3.680	3.641	19.220
2.439	2.447	2.628	2.327	2.323	12.165
3.869	2.447	2.628	2.327	2.323	13.595
3.869	3.885	4.144	3.680	3.641	19.220
2.439	2.447	2.628	2.327	2.323	12.165
3.869	2.447	2.628	2.327	2.323	13.595
2.439	2.447	2.628	2.327	2.323	12.165

### 5. Kepuasan Pelanggan

<b>Successive Interval</b>					
<b>y1</b>	<b>y2</b>	<b>y3</b>	<b>y4</b>	<b>y5</b>	<b>jumlah</b>
3.987	3.882	4.085	4.317	4.194	20.465
3.987	3.882	4.085	4.317	4.194	20.465
3.987	3.882	4.085	4.317	4.194	20.465
2.518	2.435	2.590	2.780	2.674	12.998
2.518	3.882	2.590	2.780	2.674	14.445
2.518	2.435	2.590	2.780	2.674	12.998
2.518	2.435	2.590	2.780	2.674	12.998
2.518	2.435	2.590	2.780	2.674	12.998
2.518	2.435	2.590	2.780	2.674	12.998
2.518	2.435	2.590	2.780	2.674	12.998
2.518	2.435	2.590	2.780	2.674	12.998
2.518	2.435	2.590	2.780	2.674	12.998
3.987	3.882	4.085	4.317	4.194	20.465
2.518	1.000	1.000	2.780	2.674	9.973
2.518	3.882	4.085	4.317	4.194	18.996
3.987	3.882	4.085	4.317	4.194	20.465
2.518	3.882	2.590	4.317	4.194	17.501
2.518	2.435	2.590	2.780	2.674	12.998
3.987	3.882	4.085	4.317	4.194	20.465
2.518	3.882	4.085	4.317	2.674	17.477
3.987	3.882	4.085	4.317	4.194	20.465
2.518	2.435	2.590	2.780	2.674	12.998
2.518	2.435	2.590	2.780	2.674	12.998
1.000	2.435	2.590	2.780	2.674	11.479
2.518	2.435	2.590	2.780	2.674	12.998
3.987	3.882	4.085	2.780	2.674	17.409
2.518	2.435	2.590	2.780	2.674	12.998

2.518	2.435	2.590	2.780	2.674	12.998
3.987	3.882	4.085	4.317	2.674	18.946
2.518	3.882	2.590	4.317	2.674	15.982
2.518	2.435	2.590	2.780	2.674	12.998
2.518	2.435	2.590	2.780	2.674	12.998
3.987	3.882	4.085	4.317	4.194	20.465
2.518	2.435	2.590	2.780	2.674	12.998
3.987	3.882	4.085	4.317	4.194	20.465
3.987	2.435	2.590	4.317	4.194	17.523
2.518	2.435	2.590	2.780	2.674	12.998
3.987	2.435	2.590	2.780	2.674	14.467
1.000	3.882	4.085	4.317	1.000	14.284
2.518	1.000	4.085	2.780	2.674	13.058
3.987	2.435	4.085	4.317	4.194	19.018
3.987	3.882	4.085	4.317	4.194	20.465
1.000	1.000	1.000	1.000	1.000	5.000
2.518	2.435	2.590	2.780	2.674	12.998
3.987	3.882	4.085	4.317	4.194	20.465
2.518	2.435	2.590	2.780	2.674	12.998
3.987	3.882	4.085	4.317	4.194	20.465
3.987	3.882	4.085	4.317	4.194	20.465
2.518	2.435	2.590	2.780	2.674	12.998
3.987	3.882	4.085	4.317	4.194	20.465
2.518	2.435	2.590	2.780	2.674	12.998



## Hasil analisis data pada kafe Ragamide

### a. Uji Validitas

- **Kualitas Layanan**

Covariance Analysis: Ordinary  
Date: 02/07/24 Time: 13:53  
Sample: 1 50  
Included observations: 50

Correlation Probability	X1	X2	X3	X4	X5	X6	X7	X8	X9	X10	JUMLAHX1
X1	1.000000 -----										
X2	0.473866 0.0005	1.000000 -----									
X3	0.492443 0.0003	0.242634 0.0896	1.000000 -----								
X4	0.434814 0.0016	0.292605 0.0392	0.609262 0.0000	1.000000 -----							
X5	0.362187 0.0097	0.355088 0.0114	0.693149 0.0000	0.615310 0.0000	1.000000 -----						
X6	0.559471 0.0000	0.473866 0.0005	0.492443 0.0003	0.555933 0.0000	0.632476 0.0000	1.000000 -----					
X7	0.516428 0.0001	0.348824 0.0130	0.565968 0.0000	0.296426 0.0366	0.522537 0.0001	0.742931 0.0000	1.000000 -----				
X8	0.366739 0.0088	0.476079 0.0005	0.447741 0.0011	0.416788 0.0026	0.490342 0.0003	0.486198 0.0003	0.459432 0.0008	1.000000 -----			
X9	0.358206 0.0106	0.422785 0.0022	0.548969 0.0000	0.340183 0.0156	0.496474 0.0002	0.572273 0.0000	0.560600 0.0000	0.518958 0.0001	1.000000 -----		
X10	0.398642 0.0041	0.535473 0.0001	0.468427 0.0006	0.478371 0.0004	0.471519 0.0005	0.686470 0.0000	0.612681 0.0000	0.490550 0.0003	0.653170 0.0000	1.000000 -----	
JUMLAHX1	0.668987 0.0000	0.634432 0.0000	0.753687 0.0000	0.696380 0.0000	0.769787 0.0000	0.837544 0.0000	0.751877 0.0000	0.713656 0.0000	0.739353 0.0000	0.784497 0.0000	1.000000 -----

- **Kualitas Produk**

Covariance Analysis: Ordinary  
Date: 02/07/24 Time: 13:58  
Sample: 1 50  
Included observations: 50

Correlation Probability	X1	X2	X3	X4	X5	X6	JUMLAHX2
X1	1.000000 -----						
X2	0.439133 0.0014	1.000000 -----					
X3	0.279648 0.0492	0.521811 0.0001	1.000000 -----				
X4	0.456653 0.0009	0.600595 0.0000	0.729084 0.0000	1.000000 -----			
X5	0.235925 0.0991	0.552941 0.0000	0.743522 0.0000	0.739893 0.0000	1.000000 -----		
X6	0.447024 0.0011	0.562541 0.0000	0.483619 0.0004	0.552771 0.0000	0.532181 0.0001	1.000000 -----	
JUMLAHX2	0.601992 0.0000	0.779211 0.0000	0.810580 0.0000	0.881991 0.0000	0.825439 0.0000	0.763653 0.0000	1.000000 -----

- **Kopi Sehat**

Covariance Analysis: Ordinary  
 Date: 02/07/24 Time: 14:00  
 Sample: 1 50  
 Included observations: 50

Correlation Probability	X101	X201	X301	X401	X501	JUMLAHX3
X101	1.000000 -----					
X201	0.499661 0.0002	1.000000 -----				
X301	0.461195 0.0007	0.703821 0.0000	1.000000 -----			
X401	0.441044 0.0013	0.577919 0.0000	0.590378 0.0000	1.000000 -----		
X501	0.402788 0.0037	0.661195 0.0000	0.442390 0.0013	0.705608 0.0000	1.000000 -----	
JUMLAHX3	0.713616 0.0000	0.856600 0.0000	0.786082 0.0000	0.830536 0.0000	0.808284 0.0000	1.000000 -----

- **Kebijakan Publik**

Covariance Analysis: Ordinary  
 Date: 02/07/24 Time: 14:12  
 Sample: 1 50  
 Included observations: 50

Correlation Probability	X1	X2	X3	X4	X5	JUMLAHX4
X1	1.000000 -----					
X2	0.494367 0.0003	1.000000 -----				
X3	0.242511 0.0897	0.645746 0.0000	1.000000 -----			
X4	0.240358 0.0927	0.708503 0.0000	0.620386 0.0000	1.000000 -----		
X5	0.345211 0.0141	0.635346 0.0000	0.549350 0.0000	0.717497 0.0000	1.000000 -----	
JUMLAHX4	0.587886 0.0000	0.884908 0.0000	0.765836 0.0000	0.845072 0.0000	0.838799 0.0000	1.000000 -----

- **Kepuasan Pelanggan**

Covariance Analysis: Ordinary

Date: 02/07/24 Time: 14:14

Sample: 1 50

Included observations: 50

Correlation Probability	Y1	Y2	Y3	Y4	Y5	JUMLAHY
Y1	1.000000 -----					
Y2	0.572611 0.0000	1.000000 -----				
Y3	0.669088 0.0000	0.762977 0.0000	1.000000 -----			
Y4	0.664460 0.0000	0.819987 0.0000	0.803550 0.0000	1.000000 -----		
Y5	0.812696 0.0000	0.609880 0.0000	0.647376 0.0000	0.776550 0.0000	1.000000 -----	
JUMLAHY	0.847946 0.0000	0.860677 0.0000	0.884781 0.0000	0.923639 0.0000	0.873466 0.0000	1.000000 -----

**b. Regresi Linear Berganda**

Dependent Variable: Y

Method: Least Squares

Date: 02/07/24 Time: 14:39

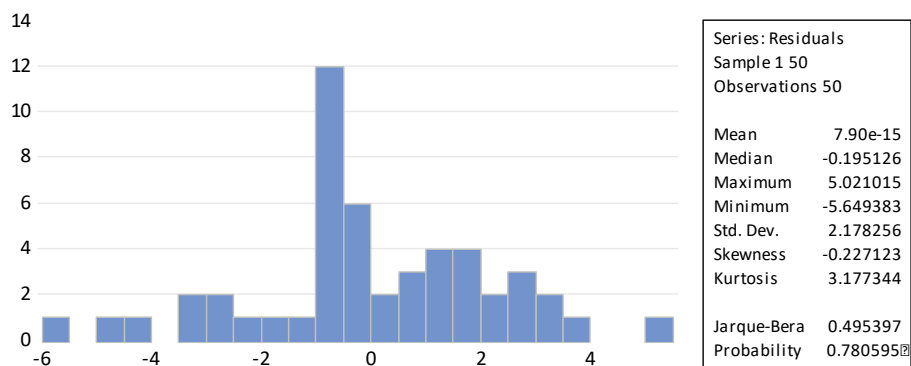
Sample: 1 50

Included observations: 50

Variable	Coefficient	Std. Error	t-Statistic	Prob.
C	1.445014	1.915030	0.754565	0.4544
X1	0.110319	0.083931	1.314414	0.1954
X2	0.385326	0.125958	3.059153	0.0037
X3	0.013179	0.108686	0.121254	0.9040
X4	0.318983	0.154546	2.064004	0.0448
R-squared	0.664756	Mean dependent var		15.70052
Adjusted R-squared	0.634956	S.D. dependent var		3.762083
S.E. of regression	2.273007	Akaike info criterion		4.574724
Sum squared resid	232.4952	Schwarz criterion		4.765926
Log likelihood	-109.3681	Hannan-Quinn criter.		4.647534
F-statistic	22.30763	Durbin-Watson stat		1.973148
Prob(F-statistic)	0.000000			

### c. Uji Asumsi klasik

- Uji Normalitas



- Uji Multikolinieritas

Variance Inflation Factors  
Date: 02/07/24 Time: 14:44  
Sample: 1 50  
Included observations: 50

Variable	Coefficient Variance	Uncentered VIF	Centered VIF
C	3.667339	35.49112	NA
X1	0.007044	69.05420	2.607356
X2	0.015865	45.47572	2.517495
X3	0.011813	27.98442	1.470393
X4	0.023884	42.15619	2.741712

- Uji Heterokedastisitas

Heteroskedasticity Test: Breusch-Pagan-Godfrey  
Null hypothesis: Homoskedasticity

F-statistic	1.910913	Prob. F(4,45)	0.1251
Obs*R-squared	7.259804	Prob. Chi-Square(4)	0.1228
Scaled explained SS	6.401872	Prob. Chi-Square(4)	0.1711

## Hasil analisis data pada kafe Vscroastery

### a. Uji Validitas

#### • Kualitas Layanan

Covariance Analysis: Ordinary  
Date: 03/10/24 Time: 17:39  
Sample: 1 50  
Included observations: 50

Correlation Probability	X1	X2	X3	X4	X5	X6	X7	X8	X9	X10	JUMLAH
X1	1.000000 -----										
X2	0.467807 0.0006	1.000000 -----									
X3	0.470197 0.0006	0.231109 0.1064	1.000000 -----								
X4	0.426882 0.0020	0.293267 0.0387	0.610252 0.0000	1.000000 -----							
X5	0.352539 0.0120	0.350422 0.0126	0.694509 0.0000	0.617451 0.0000	1.000000 -----						
X6	0.541862 0.0000	0.476529 0.0005	0.470197 0.0006	0.560121 0.0000	0.625305 0.0000	1.000000 -----					
X7	0.501936 0.0002	0.345161 0.0141	0.540623 0.0001	0.305166 0.0312	0.507316 0.0002	0.745069 0.0000	1.000000 -----				
X8	0.361741 0.0098	0.476993 0.0005	0.433431 0.0017	0.417331 0.0026	0.488220 0.0003	0.485608 0.0004	0.452375 0.0010	1.000000 -----			
X9	0.346410 0.0137	0.419602 0.0024	0.529264 0.0001	0.337082 0.0167	0.487105 0.0003	0.561520 0.0000	0.550235 0.0000	0.515440 0.0001	1.000000 -----		
X10	0.383908 0.0059	0.540337 0.0001	0.450040 0.0010	0.481404 0.0004	0.475719 0.0005	0.690503 0.0000	0.598572 0.0000	0.495224 0.0003	0.642704 0.0000	1.000000 -----	
JUMLAH	0.661936 0.0000	0.630790 0.0000	0.741680 0.0000	0.694162 0.0000	0.766821 0.0000	0.840050 0.0000	0.753884 0.0000	0.704579 0.0000	0.734820 0.0000	0.785937 0.0000	1.000000 -----

#### • Kualitas Produk

Covariance Analysis: Ordinary  
Date: 03/10/24 Time: 17:42  
Sample: 1 50  
Included observations: 50

Correlation Probability	X1	X2	X3	X4	X5	X6	JUMLAH
X1	1.000000 -----						
X2	0.439889 0.0014	1.000000 -----					
X3	0.285239 0.0447	0.528839 0.0001	1.000000 -----				
X4	0.458561 0.0008	0.603829 0.0000	0.733478 0.0000	1.000000 -----			
X5	0.247084 0.0836	0.557456 0.0000	0.747337 0.0000	0.744524 0.0000	1.000000 -----		
X6	0.447110 0.0011	0.566481 0.0000	0.494604 0.0003	0.553010 0.0000	0.536019 0.0001	1.000000 -----	
JUMLAH	0.616486 0.0000	0.789368 0.0000	0.808044 0.0000	0.875408 0.0000	0.818627 0.0000	0.770370 0.0000	1.000000 -----

- **Kopi Sehat**

Covariance Analysis: Ordinary  
Date: 03/10/24 Time: 17:45  
Sample: 1 50  
Included observations: 50

Correlation Probability	X1	X2	X3	X4	X5	JUMLAH
X1	1.000000 -----					
X2	0.500728 0.0002	1.000000 -----				
X3	0.463783 0.0007	0.707830 0.0000	1.000000 -----			
X4	0.422991 0.0022	0.600395 0.0000	0.596158 0.0000	1.000000 -----		
X5	0.394164 0.0046	0.670460 0.0000	0.443981 0.0012	0.717499 0.0000	1.000000 -----	
JUMLAH	0.695456 0.0000	0.868451 0.0000	0.799116 0.0000	0.834080 0.0000	0.807342 0.0000	1.000000 -----

- **Kebijakan Publik**

Covariance Analysis: Ordinary  
Date: 03/10/24 Time: 17:46  
Sample: 1 50  
Included observations: 50

Correlation Probability	X1	X2	X3	X4	X5	JUMLAH
X1	1.000000 -----					
X2	0.493513 0.0003	1.000000 -----				
X3	0.239789 0.0935	0.638980 0.0000	1.000000 -----			
X4	0.239182 0.0944	0.708601 0.0000	0.619474 0.0000	1.000000 -----		
X5	0.345021 0.0141	0.635863 0.0000	0.550744 0.0000	0.717241 0.0000	1.000000 -----	
JUMLAH	0.591003 0.0000	0.886391 0.0000	0.773685 0.0000	0.839120 0.0000	0.831029 0.0000	1.000000 -----

- **Kepuasan Pelanggan**

Covariance Analysis: Ordinary

Date: 03/10/24 Time: 17:48

Sample: 1 50

Included observations: 50

Correlation Probabiliity	Y1	Y2	Y3	Y4	Y5	JUMLAH
Y1	1.000000 -----					
Y2	0.570463 0.0000	1.000000 -----				
Y3	0.665099 0.0000	0.765177 0.0000	1.000000 -----			
Y4	0.664651 0.0000	0.820491 0.0000	0.804049 0.0000	1.000000 -----		
Y5	0.814617 0.0000	0.603607 0.0000	0.640395 0.0000	0.770608 0.0000	1.000000 -----	
JUMLAH	0.847748 0.0000	0.857634 0.0000	0.883412 0.0000	0.924702 0.0000	0.872635 0.0000	1.000000 -----

## b. Uji Asumsi Klasik

### Regresi Linnear Berganda

Dependent Variable: Y

Method: Least Squares

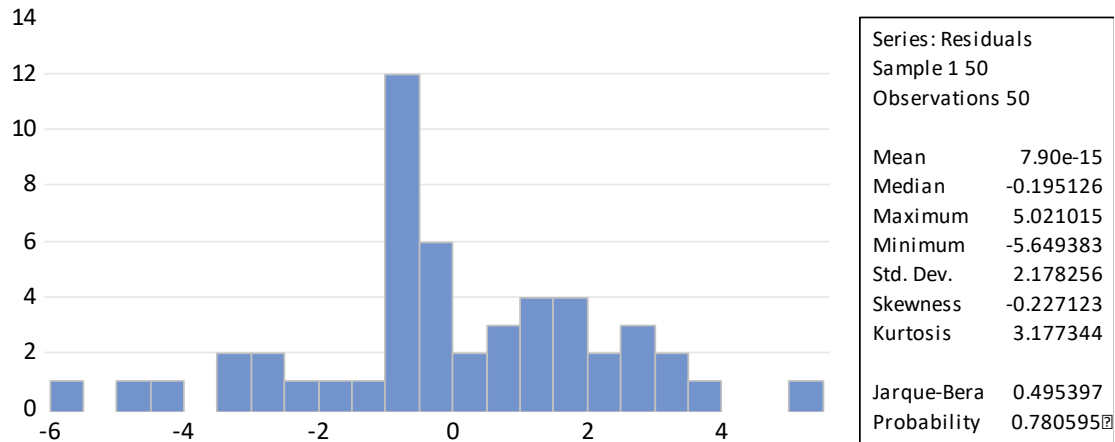
Date: 03/10/24 Time: 17:29

Sample: 1 50

Included observations: 50

Variable	Coefficient	Std. Error	t-Statistic	Prob.
C	1.445014	1.915030	0.754565	0.4544
X1	0.110319	0.083931	1.314414	0.1954
X2	0.385326	0.125958	3.059153	0.0037
X3	0.013179	0.108686	0.121254	0.9040
X4	0.318983	0.154546	2.064004	0.0448
R-squared	0.664756	Mean dependent var		15.70052
Adjusted R-squared	0.634956	S.D. dependent var		3.762083
S.E. of regression	2.273007	Akaike info criterion		4.574724
Sum squared resid	232.4952	Schwarz criterion		4.765926
Log likelihood	-109.3681	Hannan-Quinn criter.		4.647534
F-statistic	22.30763	Durbin-Watson stat		1.973148
Prob(F-statistic)	0.000000			

## Uji Normalitas



## Uji Multikol

Variance Inflation Factors  
Date: 03/10/24 Time: 17:34  
Sample: 1 50  
Included observations: 50

Variable	Coefficient Variance	Uncentered VIF	Centered VIF
C	3.667339	35.49112	NA
X1	0.007044	69.05420	2.607356
X2	0.015865	45.47572	2.517495
X3	0.011813	27.98442	1.470393
X4	0.023884	42.15619	2.741712

## Hetero

Heteroskedasticity Test: Breusch-Pagan-Godfrey  
Null hypothesis: Homoskedasticity




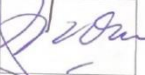
F-statistic	1.910913	Prob. F(4,45)	0.1251
Obs*R-squared	7.259804	Prob. Chi-Square(4)	0.1228
Scaled explained SS	6.401872	Prob. Chi-Square(4)	0.1711



**LEMBAR PENGESAHAN REVISI PROPOSAL PENELITIAN**

NAMA : Deza Ula Alisana  
 NPM : 203401196  
 JURUSAN : Ekonomi Pembangunan  
 JUDUL : "Pengaruh Kualitas Layanan, Kualitas Produk, Kopi Sehat, dan Kebijakan Publik terhadap Kepuasan Pelanggan (Survei pada Kafe Ragamide dan Vscroastery)"

Proposal penelitian ini telah dipresentasikan pada tanggal 22 Desember 2023

No.	Nama Dosen	Jabatan	Tanda Tangan
1	Dr. Ade Komaludin S.E., M.Sc.	Pembimbing I	
2	Dr. Nanang Rusliana, S.E., M.Si.	Pembimbing II	
3	Dr. Apip Supriadi, S.E., M.Si., CRA., CRP., CSBA.	Penguji I	
4	Jumri, S.E., M.Si.	Penguji II	

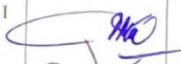


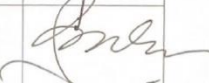
Tasikmalaya, Januari 2024  
 Mengetahui,  
 Ketua Program Studi Ekonomi Pembangunan

  
 Dwi Hastuti Lestari K., S.E., M.Si  
 NIDN. 0426026301

**LEMBAR PENGESAHAN REVISI SKRIPSI**

NAMA : Deza Ula Alisana  
 NPM : 203401196  
 JURUSAN : Ekonomi Pembangunan  
 JUDUL : Pengaruh Kualitas Layanan, Kualitas Produk, Kopi Sehat,  
 dan Kebijakan Publik terhadap Kepuasan Pelanggan  
 (Survei pada Kafe Ragamide dan Vscroastery)

Usulan penelitian ini telah dipresentasikan pada tanggal 27 Maret 2024

No.	Nama Dosen	Jabatan	Tanda Tangan
1	Dr. Ade Komaludin, S.E., M.Sc.	Pembimbing I	
2	Dr. Nanang Ruslana, S.E., M.Si.	Pembimbing II	
3	Dr. Apip Supriadi, S.E., M.Si., CRA., CRP., CSBA.	Penguji I	
4	Jumri, S.E., M.Si.	Penguji II	

Tasikmalaya, April 2024

Mengetahui,

Ketua Program Studi Ekonomi Pembangunan



Dwi Hastusi Lestari K., S.E., M.Si  
 NIDN. 0426026301