

LAMPIRAN-LAMPIRAN

LAMPIRAN 1**Hasil Uji Analisis Regresi Linier Berganda**

Dependent Variable: Y

Method: Least Squares

Date: 03/30/24 Time: 11:42

Sample: 2007 2022

Included observations: 16

Variable	Coefficient	Std. Error	t-Statistic	Prob.
C	1589552.	253183.5	6.278263	0.0001
X1	0.005851	0.000836	7.001126	0.0000
X2	-0.517566	0.221425	-2.337436	0.0393
X3	-0.001619	0.002228	-0.726865	0.4825
X4	2453.017	19159.18	0.128034	0.9004
R-squared	0.955841	Mean dependent var		3812613.
Adjusted R-squared	0.939783	S.D. dependent var		591429.6
S.E. of regression	145132.1	Akaike info criterion		26.85898
Sum squared resid	2.32E+11	Schwarz criterion		27.10042
Log likelihood	-209.8719	Hannan-Quinn criter.		26.87135
F-statistic	59.52449	Durbin-Watson stat		2.267745
Prob(F-statistic)	0.000000			

LAMPIRAN 2

Hasil Uji Multikolinieritas

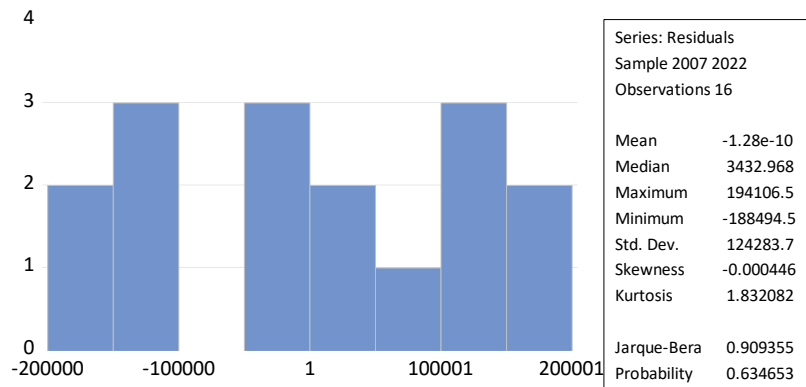
Variance Inflation Factors

Date: 03/30/24 Time: 11:56

Sample: 2007 2022

Included observations: 16

Variable	Coefficient Variance	Uncentered VIF	Centered VIF
C	6.41E+10	48.69265	NA
X1	6.98E-07	138.7830	9.799171
X2	0.049029	56.63479	8.209191
X3	4.96E-06	11.00381	1.245928
X4	3.67E+08	6.958206	1.689538

LAMPIRAN 3**Hasil Uji Normalitas**

LAMPIRAN 4

Hasil Uji Autokorelasi

Breusch-Godfrey Serial Correlation LM Test:

Null hypothesis: No serial correlation at up to 2 lags

F-statistic	2.185151	Prob. F(2,9)	0.1684
Obs*R-squared	5.229862	Prob. Chi-Square(2)	0.0732

Test Equation:

Dependent Variable: RESID

Method: Least Squares

Date: 03/30/24 Time: 11:56

Sample: 2007 2022

Included observations: 16

Presample missing value lagged residuals set to zero.

Variable	Coefficient	Std. Error	t-Statistic	Prob.
C	64288.97	232970.6	0.275953	0.7888
X1	0.000143	0.000762	0.187309	0.8556
X2	-0.029736	0.201400	-0.147647	0.8859
X3	-0.001497	0.002146	-0.697553	0.5031
X4	-5658.379	17725.74	-0.319218	0.7568
RESID(-1)	-0.350505	0.294241	-1.191219	0.2640
RESID(-2)	-0.585315	0.296559	-1.973689	0.0799

R-squared	0.326866	Mean dependent var	-1.28E-10
Adjusted R-squared	-0.121889	S.D. dependent var	124283.7
S.E. of regression	131640.4	Akaike info criterion	26.71317
Sum squared resid	1.56E+11	Schwarz criterion	27.05118
Log likelihood	-206.7054	Hannan-Quinn criter.	26.73048
F-statistic	0.728384	Durbin-Watson stat	2.248431
Prob(F-statistic)	0.638919		

LAMPIRAN 5

Hasil Uji Heteroskedastisitas

Heteroskedasticity Test: White

Null hypothesis: Homoskedasticity

F-statistic	5.505626	Prob. F(14,1)	0.3235
Obs*R-squared	15.79508	Prob. Chi-Square(14)	0.3260
Scaled explained SS	3.106014	Prob. Chi-Square(14)	0.9989

Test Equation:

Dependent Variable: RESID²

Method: Least Squares

Date: 03/30/24 Time: 11:57

Sample: 2007 2022




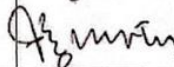
Included observations: 16

Variable	Coefficient	Std. Error	t-Statistic	Prob.
C	-3.83E+11	2.81E+11	-1.364967	0.4025
X1 ²	-2.79E-05	1.52E-05	-1.840815	0.3168
X1*X2	0.015173	0.008354	1.816290	0.3204
X1*X3	1.41E-05	7.93E-06	1.771418	0.3272
X1*X4	73.82426	101.3367	0.728505	0.5992
X1	8680.339	4556.065	1.905227	0.3077
X2 ²	-1.881688	1.041716	-1.806334	0.3219
X2*X3	-0.007866	0.004228	-1.860430	0.3140
X2*X4	-6863.002	17522.74	-0.391663	0.7624
X2	-2753519.	1489455.	-1.848675	0.3157
X3 ²	5.06E-06	1.62E-05	0.311950	0.8075
X3*X4	-121.2914	399.5250	-0.303589	0.8124
X3	1915.570	4565.339	0.419590	0.7471
X4 ²	-35065683	1.47E+09	-0.023860	0.9848
X4	-2.26E+10	3.66E+10	-0.616916	0.6481
R-squared	0.987192	Mean dependent var	1.45E+10	
Adjusted R-squared	0.807886	S.D. dependent var	1.36E+10	
S.E. of regression	5.98E+09	Akaike info criterion	46.96355	
Sum squared resid	3.58E+19	Schwarz criterion	47.68785	
Log likelihood	-360.7084	Hannan-Quinn criter.	47.00064	
F-statistic	5.505626	Durbin-Watson stat	2.589025	
Prob(F-statistic)	0.323546			

LAMPIRAN 6**Lembar Pengesahan Revisi Usulan Penelitian****LEMBAR PENGESAHAN REVISI USULAN PENELITIAN**

NAMA : Reyna Affina Rizkiyah
NPM : 203401088
JURUSAN : Ekonomi Pembangunan
JUDUL : Analisis Determinan Penyerapan Tenaga Kerja Sektor Industri Pengolahan Di Provinsi Jawa Barat Tahun 2007-2022

Usulan penelitian ini telah dipresentasikan pada tanggal 17 Januari 2024.

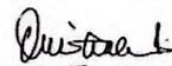
No.	Nama Dosen	Jabatan	Tanda Tangan
1	Dr. Nanang Rusliana, S.E., M.Si.	Pembimbing I	
2	Jumri, S.E., M.Si.	Pembimbing II	
3	Dr. Apip Supriadi, S.E., M.Si., CRA., CRP., CSBA.	Penguji I	
4	Dr. Hj. Iis Surgawati, Dra., M.Si., CRA., CRP.	Penguji II	

Tasikmalaya, Januari 2024

Mengetahui,

Ketua Jurusan

Ekonomi Pembangunan



Dwi Hastuti Lestari K, S.E., M.Si.
NIDN. 0426026301





LAMPIRAN 7

Lembar Pengesahan Revisi Naskah Skripsi

LEMBAR PENGESAHAN REVISI NASKAH SKRIPSI

NAMA : Reyna Affina Rizkiyah
NPM : 203401088
JURUSAN : Ekonomi Pembangunan
JUDUL : Analisis Determinan Penyerapan Tenaga Kerja Sektor Industri Pengolahan Di Provinsi Jawa Barat Tahun 2007-2022

Skripsi ini telah dipresentasikan pada tanggal 27 Maret 2024.

No.	Nama Dosen	Jabatan	Tanda Tangan
1	Dr. Nanang Rusliana, S.E., M.Si.	Pembimbing I	
2	Jumri, S.E., M.Si.	Pembimbing II	
3	Dr. Apip Supriadi, S.E., M.Si., CRA., CRP., CSBA.	Penguji I	
4	Dr. Hj. Iis Surgawati, Dra., M.Si., CRA., CRP.	Penguji II	

Tasikmalaya, April 2024
 Mengetahui
Ketua Jurusan
Ekonomi Pembangunan


Dwi Hastuti Lestari K, S.E., M.Si.
NIDN. 0426026301